

ESPN EVENTS

MYRTLE BEACH

B O W L



VS



DECEMBER 16 • 11 AM EST • BROOKS STADIUM

Beach WITH THE BEST

AT THE WORLD'S #1 BEACH

Whether you're reeling in your biggest catch ever, sinking a hole-in-one or stuffing your face at one of the 2,000+ restaurants, there are endless ways to be your best self in Myrtle Beach. When the game ends, get out and enjoy all our 60 miles of beaches have to offer.

**PLAN YOUR POST-GAME AT:
VISITMYRTLEBEACH.COM**



SCAN TO
PLAN YOUR
POST-GAME



PROUD
SPONSORS

The Beach
MYRTLE BEACH, SC

VISIT
Myrtle Beach
SOUTH CAROLINA

CONTENTS

Welcome from Barbara Jo Blain-Bellamy 3
Mayor, City of Conway

Welcome from Karen Riordan 5
President & CEO, Myrtle Beach Area Chamber of Commerce & Visit Myrtle Beach

Welcome from Brenda Bethune 7
Mayor, City of Myrtle Beach

Welcome from Rachel Quigley..... 9
Executive Director, Myrtle Beach Bowl

Today’s Game Preview 15

Brooks Stadium 18

Myrtle Beach Bowl Staff 21

Myrtle Beach Bowl Executive Committee 23

Welcome to Myrtle Beach & Conway 24

2020 Inaugural Myrtle Beach Bowl 28

2021 Myrtle Beach Bowl 29

2022 Myrtle Beach Bowl 31

2023-24 Bowl Schedule 69



Georgia Southern

Georgia Southern University 32

Georgia Southern Athletics 33

Head Coach Clay Helton 34

Eagles Season Review 36

Meet the Eagles 40

Eagles Roster 48

Eagles Depth Chart 49

Ohio

Bobcats Depth Chart 50

Bobcats Roster 51

Meet the Bobcats 55

Bobcats Season Review 60

Head Coach Tim Albin 64

Ohio Athletics 66

Ohio University 67

CREDITS: The 2023 Myrtle Beach Bowl Program is a publication of the Myrtle Beach Bowl Committee. It was compiled, written and edited by Sam Wiederhaft, Media Relations Manager, and Stephen Williams. The type-setting and graphic design was by Stephen Williams. The game program was digitized and hosted by Power On Marketing. A special thanks to the Athletics Communications departments at Georgia Southern University and Ohio University. All photos were provided by the participating schools’ athletic departments.





Myrtle Beach Family Golf welcomes the annual Myrtle Beach Bowl!

Year Round Golf Fun

For The Whole Family!

Four locations all within eight miles of each other!



843.315.0311
7101 N. Kings Highway



843.913.5333
2900 S. Kings Highway



843.913.7851
2205 N. Kings Highway



843.913.5330
3301 S. Ocean Boulevard



Chants™ VIP Specials

5% off
All Packages

5% off
All Vending Soda
& Ice Cream

\$5 off
Mini-Golf All Day Play

Go to myrtlebeachfamilygolf.com/ccu and use code **ccu** for \$5 off admission or **chantspackage** for 5% off packages or purchase at our locations!
*Expires 12/31/2025. Not valid on beer.

www.myrtlebeachfamilygolf.com/ccu

Chants™ is a registered trademark of Coastal Carolina University



Office of the Mayor

Greetings friends:

A warm welcome is extended to all Myrtle Beach Bowl enthusiasts- winning football teams from Ohio University and Georgia Southern, their coaches and staff, families, fans and media! Our year-long wait is done, and we are thrilled to share with you everything this bowl game and your visit to Coastal Carolina University's Brooks Stadium, and Conway, South Carolina offer.

The City of Conway provides a unique experience for our visitors. Our historic downtown has become its own tourist destination, resplendent with unparalleled Christmas decorations and a myriad of choices in dining, shopping, recreation, personal pampering and exploring. You don't want to miss taking a walk on our Riverwalk at dusk or later. You will find yourself in an absolutely unforgettable wonderland! When you need recommendations or directions, you will find our people to be friendly and helpful.

I am confident all your needs will be met, and your expectations surpassed during your stay. Best wishes to your favorite team!

Please be safe in your travels. And as you celebrate Christmas, Kwanza, Hanukkah, the New Year and other holidays, stay aware of the gift of kindness. Kindness is more valuable than gold.

Yours,

Barbara Jo Blain-Bellamy,
Mayor
Conway, South Carolina

SHOP, DINE, STAY A WHILE



Located along the Intracoastal Waterway and featuring more than 80 places to shop, dine and enjoy!

bflanding.com

Highway 17 South • North Myrtle Beach, SC • (843) 272-8349



IMAGINE MORE

From unique shopping experiences, fun amusements & attractions, to pleasing your palate at a variety of restaurants & light bite eateries. Broadway at the Beach is the perfect place to make magical memories with family & friends!

Located Between 21st Avenue N. & 29th Avenue N. in Myrtle Beach
(843) 444-3200 • BroadwayAtTheBeach.com





visit
**MYRTLE
BEACH**

Welcome to the Myrtle Beach area for the fourth-annual Myrtle Beach Bowl.

On behalf of Visit Myrtle Beach, we want to extend a warm welcome to those of you joining us for this very exciting fourth annual Myrtle Beach Bowl. It's an honor to once again host South Carolina's only college football bowl game and we're delighted to have you with us for another exhilarating year!

Last year's matchup between the Thundering Herd and the Huskies at our beautiful Coastal Carolina University was an action-packed afternoon to remember. This year's game is certain to be just as riveting, as the Ohio Bobcats and the Georgia Southern Eagles go head-to-head here on the Teal Turf of Brooks Stadium.

Be sure to take in all that The Beach has to offer while you're here. With 60-plus miles of incredible coastline and 14 unique communities to explore, there's plenty to see and do.

December is the perfect time to check out some of our favorite holiday events. Winter Wonderland at The Beach is back with wonderous light displays that can be enjoyed nightly from 5 to 9 p.m. along the Myrtle Beach Boardwalk till January 1st. Ripley's Festival of Trees at Ripley's Aquarium runs through December with a dazzling display of themed trees that celebrate the heritage and diversity of the United States.

This is also an ideal time to take in a festive show at one of the many live entertainment theaters, find unique gifts to cross off your holiday shopping list, and dine at one of our 2,000-plus restaurants—many of which use locally sourced seafood. For a complete list of all the fun and exciting things to do this season along the Grand Strand, go to VisitMyrtleBeach.com.

Enjoy your time exploring the diversity and warmth of our community and have a wonderful time at the Myrtle Beach Bowl!

Sincerely,



Karen Riordan
President & CEO
Visit Myrtle Beach

VISITMYRTLEBEACH.COM

Welcome to the Grand Strand

2022 - 2023 Myrtle Beach Bowl West Zone Carolina Trust Club Sponsor



2023 Myrtle Beach Bowl
Executive Committee Member

Our members know that they can count on us to provide competitive loans and credit cards, mortgage options, and traditional consumer and banking services but with lower fees.

Our members expect us to stay up to date with new banking trends like free online and mobile banking with mobile deposit, instant issue debit cards and eAlerts for real-time account management. They depend on us to follow up, follow through and lead the way for other financial institutions.

Tim Carlisle

Tim Carlisle, President/CEO



Conway

2518 Main Street

Johnsonville

422 North Georgetown Highway

Myrtle Beach

1010 21st Avenue North

4254 Holmestown Road

Surfside Beach

1610-C Highway 17 Business South

Lake City

219 West Main Street

Little River

1602 Highway 17

Membership open to the community. This credit union is federally insured by the National Credit Union Administration.





City of Myrtle Beach

OFFICE OF THE MAYOR

Greetings!

On behalf of the City of Myrtle Beach, welcome to the Grand Strand! We are thrilled to host the Myrtle Beach Bowl at Coastal Carolina University. The Myrtle Beach area is a great sports destination (*Sports Illustrated* was conceived here in 1954), and ESPN's college bowl game brings a new dimension to our year-round activities.

If this is your first visit to the Myrtle Beach area, I am confident you'll be pleased with your time on the Grand Strand. If you are a returning visitor, then you already know that Myrtle Beach offers tremendous value and variety. Either way, we thank you for choosing to attend the Myrtle Beach Bowl. I know you'll enjoy the visit and the venue!

The Myrtle Beach Metropolitan Statistical Area is the fastest-growing MSA in the country, with good reason. Visitors return year after year – and then move here – for the beach and ocean, the outstanding entertainment, lively nightlife, tasty restaurants, legendary shopping, special events, great golf and other recreational offerings, including ESPN's Myrtle Beach Bowl. The Grand Strand truly has something for everyone, at every time of the year.

Again, for the City of Myrtle Beach's 38,000 permanent residents, I say "Welcome to our home." I'm confident that you will find plenty to enjoy and remember during your visit. We wish you a great football experience!

Sincerely,

Brenda Bethune
Mayor

This is how we tailgate.



Blue Bell®  Ice Cream

www.bluebell.com





On behalf of the Myrtle Beach Bowl staff and ESPN Events, I would like to personally welcome you to the fourth edition of the Myrtle Beach Bowl. A special welcome to all football fans, the Georgia Southern Eagles and the Ohio Bobcats - we are so glad you're here!

We hope you enjoy your time in our beautiful state and coastal community. During your stay, we hope you have an opportunity to experience the many wonderful things we have to offer this time of year. From holiday shows and shopping to delicious restaurants and attractions, and the fabulous holiday décor throughout our area, we have plenty to offer when you're not enjoying the competition on the Surf Turf.

We would like to thank our many partners for their continued support and for helping make the first ever Bowl Game in the state of South Carolina a success.

Thank you to everyone who has made this event possible and to Georgia Southern University and Ohio University for joining us here on the Grand Strand!

Rachel W. Quigley

Rachel Quigley
Executive Director
Myrtle Beach Bowl



facebook.com/mbbowlgame

[@MBBowlGame](https://twitter.com/MBBowlGame)



MyrtleBeachBowlGame.com

6 AMAZING ATTRACTIONS



SCAN ME!



TO BUY TICKETS

RIPLEY'S
MYRTLE BEACH



A Legacy Reimagined.

Kingston Resorts, located along Myrtle Beach's beautiful and spacious Grand Strand, has been transformed with multi-million dollar renovations. Including the Hilton Myrtle Beach Resort and Embassy Suites by Hilton™ Myrtle Beach Oceanfront Resort, Kingston's legacy as the premier beach destination has been totally refreshed both inside and out. Enjoy new dining spaces, fire pits, event space and Black Drum Brewery. Relax at oceanfront pools, Currents Seaside Entertainment and the stunning Spa33 and 78Fitness center. **Myrtle Beach. Only Better.**


Kingston Resorts®

843.449.5000 | KingstonResorts.com
MYRTLE BEACH, SC


**EMBASSY
SUITES**
by HILTON™
Myrtle Beach - Oceanfront Resort


Hilton
Myrtle Beach Resort

30+
Owned and Operated Events

400+
Programming Hours Each Year

4000+
Student-Athletes Served Each Year

2023 FOOTBALL EVENTS

KICKOFF GAMES



CRICKET MEAC/SWAC CHALLENGE

AUGUST 26, 2023 - ABC
South Carolina State vs. Jackson State
Center Parc Stadium | Atlanta, Georgia
www.meacswacchallenge.com



FCS KICKOFF

AUGUST 26, 2023 - ESPN
North Alabama vs. Mercer
Cramton Bowl | Montgomery, Alabama
www.fcskickoff.com



CAMPING WORLD KICKOFF

SEPTEMBER 3, 2023 - ABC
LSU vs. Florida State
Camping World Stadium | Orlando, Florida
www.campingworldkickoff.com



BOEING RED TAILS CLASSIC

SEPTEMBER 3, 2023 - ESPN
Fort Valley State University vs. Tuskegee University
Cramton Bowl | Montgomery, Alabama
www.redtailclassic.com



BAND OF THE YEAR

DECEMBER 15, 2023 - ESPN+
Four top HBCU Marching Bands
Mercedes-Benz Stadium | Atlanta, Georgia
www.espnbandoftheyear.com



CRICKET CELEBRATION BOWL

DECEMBER 16, 2023 - ABC
MEAC Champion vs. SWAC Champion
Mercedes-Benz Stadium | Atlanta, Georgia
www.thecelebrationbowl.com



ISLETA NEW MEXICO BOWL

DECEMBER 16, 2023 - ESPN
Mountain West vs. AAC, C-USA, MAC, Sun Belt
University Stadium | Albuquerque, New Mexico
www.newmexicobowl.com



76 BIRMINGHAM BOWL

DECEMBER 23, 2023 - ABC
SEC vs. American, CUSA, MAC, Mountain West, Sun Belt
Protective Stadium | Birmingham, Alabama
www.BirminghamBowl.com



AVOCADOS FROM MEXICO CURE BOWL

DECEMBER 16, 2023 - ABC
American, CUSA, MAC, Mountain West, Sun Belt
FBC Mortgage Stadium | Orlando, Florida
www.curebowl.com



FAMOUS TOASTERY BOWL

DECEMBER 18, 2023 - ESPN
CUSA vs. MAC
Jerry Richardson Stadium | Charlotte, North Carolina
www.famoustoasterybowl.com



MYRTLE BEACH BOWL

DECEMBER 18, 2023 - ESPN
American, CUSA, MAC, Mountain West, Sun Belt
Brooks Stadium | Conway, South Carolina
www.myrtlebeachbowlgame.com



SCOOTER'S COFFEE FRISCO BOWL

DECEMBER 19, 2023 - ESPN
American, CUSA, MAC, Mountain West, Sun Belt
Toyota Stadium | Frisco, Texas
www.thefriscobowl.com



ROOFCLAIM.COM BOCA RATON BOWL

DECEMBER 21, 2023 - ESPN
American, CUSA, MAC, Mountain West, Sun Belt
FAU Stadium | Boca Raton, Florida
www.roofclaimbocaratonbowl.com



UNION HOME MORTGAGE GASPARRILLA BOWL

DECEMBER 22, 2023 - ESPN
SEC vs. American, CUSA, MAC, Mountain West, Sun Belt
Raymond James Stadium | Tampa, Florida
www.gasparillabowl.com



CAMELLIA BOWL

DECEMBER 23, 2023 - ESPN
American, CUSA, MAC, Mountain West, Sun Belt
Cramton Bowl | Montgomery, Alabama
www.camelliabowl.com



76 BIRMINGHAM BOWL

DECEMBER 23, 2023 - ABC
SEC vs. American, CUSA, MAC, Mountain West, Sun Belt
Protective Stadium | Birmingham, Alabama
www.BirminghamBowl.com



FAMOUS IDAHO POTATO BOWL

DECEMBER 23, 2023 - ESPN
MAC vs. Mountain West
Albertsons Stadium | Boise, Idaho
www.famousidahopotatobowl.com



LOCKHEED MARTIN ARMED FORCES BOWL

DECEMBER 23, 2023 - ABC
American, CUSA, MAC, Mountain West, Sun Belt
Amon G. Carter Stadium | Ft. Worth, Texas
www.armedforcesbowl.com



SRS DISTRIBUTION LAS VEGAS BOWL

DECEMBER 23, 2023 - ABC
Big Ten vs. PAC-12
Allegiant Stadium | Las Vegas, Nevada
www.lvbowl.com



EASYPST HAWAII BOWL

DECEMBER 23, 2023 - ESPN
American vs. Mountain West
Clarence T.C. Ching Athletics Complex | Honolulu, Hawaii
www.thehawaiibowl.com




SERVPRO FIRST RESPONDER BOWL

DECEMBER 26, 2023 - ESPN
American, CUSA, MAC, Mountain West, Sun Belt
Gerald J. Ford Stadium | Dallas, Texas
www.firstresponderbowl.com



TAXACT TEXAS BOWL

DECEMBER 27, 2023 - ESPN
Big 12 vs. SEC
NRG Stadium | Houston, Texas
www.texasbowl.com



WASABI FENWAY BOWL

DECEMBER 28, 2023 - ESPN
ACC vs. American
Fenway Park | Boston, Massachusetts
www.fenwaybowl.com

2023 BASKETBALL EVENTS



STATE FARM CHAMPIONS CLASSIC

NOVEMBER 14, 2023
United Center | Chicago, Illinois
Michigan State vs. Duke | Kentucky vs. Kansas



SHRINERS CHILDREN'S CHARLESTON CLASSIC

NOVEMBER 16, 17 & 19, 2023
TD Arena | Charleston, South Carolina
Dayton, Houston, LSU, North Texas, St. John's, Towson, Utah, Wake Forest



MYRTLE BEACH INVITATIONAL

NOVEMBER 16, 17 & 19, 2023
HTC Center | Conway, South Carolina
Coastal Carolina, Charleston, Furman, Liberty, Saint Louis, Vermont, Wichita State, Wyoming



NOVAVAX NIT SEASON TIP-OFF

NOVEMBER 22 & 24, 2023
Barclays Center | Brooklyn, NY
Baylor, Florida, Pittsburgh, Oregon State



VEGAS SHOWDOWN

NOVEMBER 23 & 24, 2023
Michelob ULTRA Arena | Las Vegas, Nevada
Arizona State, BYU, NC State, Vanderbilt



ESPN EVENTS INVITATIONAL

NOVEMBER 23, 24 & 26, 2023
ESPN Wide World of Sports Complex | Kissimmee, Florida
Boise State, Butler, Florida Atlantic, Iowa State, Penn State, Texas A&M, VCU, Virginia Tech



JIMMY V WOMEN'S CLASSIC PRESENTED BY CORONA

DEC. 3, 2023
Campus Sites
South Carolina at Duke | UConn at Texas | Ohio State at Tennessee



JIMMY V MEN'S CLASSIC PRESENTED BY CORONA

DECEMBER 5, 2023
Madison Square Garden | New York, New York
Florida Atlantic vs. Illinois | North Carolina vs Connecticut



JUMPMAN INVITATIONAL PRESENTED BY NOVANT HEALTH

DECEMBER 19 & 20, 2023
Spectrum Center | Charlotte, North Carolina
North Carolina vs. Oklahoma | Florida vs. Michigan (Men's & Women's)



HAWAIIAN AIRLINES DIAMOND HEAD CLASSIC

FEBRUARY 16-19, 2023 - ESPN NETWORKS
SimpliFi Arena at Stan Sheriff Center | Honolulu, Hawaii
Georgia Tech, Hawai'i, Nevada, Old Dominion, Portland, TCU, Temple, UMass

2023 SOFTBALL EVENT



CLEARWATER INVITATIONAL PRESENTED BY EVOSHIELD

FEBRUARY 16-19, 2023 - ESPN NETWORKS
Eddie C. Moore Complex | Clearwater, Florida
Alabama, Arizona, Arkansas, Duke, Florida State, Indiana, Louisiana, Michigan, Mississippi State, Nebraska, Oklahoma State, South Florida, Texas A&M, Central Florida, UCLA, Virginia Tech

SPARKS TOYOTA

THE DEALER IS
ALWAYS IN!



**TOYOTATHON
IS ON!**

4855 Highway 501 • Myrtle Beach, SC 29579

888-290-2818

SparksToyota.com



INTERCEPTING NEW BUSINESS

If your company wants to move the chains, Santee Cooper has low-cost, reliable power, creative incentive packages and a wide-ranging property portfolio. We help South Carolina shatter the standard for business growth.

In fact, since 1988, Santee Cooper has worked with the state's electric cooperatives and other economic development entities to generate more than \$22 billion in capital investment and helped bring more than 89,000 new jobs to our state. It's how we're driving **Brighter Tomorrows, Today.**



**POWERING
SOUTH CAROLINA**

www.poweringSC.com

TODAY'S GAME



The Game

Ohio (9-3, 6-2 MAC) and Georgia Southern (6-6, 3-5 SBC) meet in the fourth annual Myrtle Beach Bowl at Brooks Stadium in Conway, South Carolina. The game kicks off at 11:00 a.m. (ET) and will be televised by ESPN.

Both teams will be making their first Myrtle Beach Bowl appearance.

Ohio (9-3, 6-2 MAC) capped off the regular season with a three-game winning streak to record their second-straight season with nine wins or more. The Bobcats won four of their final five conference games to finish second in the East Division. For the season, Ohio paced the Mid-American Conference defensively by allowing just 15.4 points per game and a conference-low 264.4 yards per game.

Georgia Southern (6-6, 3-5 SBC) reached bowl eligibility for the second season in a row with a 44-27 win over Georgia State on October 26th. The Eagles took down Sun Belt opponents Coastal Carolina, ULM, and Georgia State before dropping their final four games to finish fifth in the East Division. During the season, the Eagles topped the Sun Belt Conference in passing yards per game at 298.3.

The Series

The Myrtle Beach Bowl will be the first-ever meeting between Ohio and Georgia Southern.

Ohio Bowl History

The Bobcats will be making their 15th bowl game appearance with the 2023 Myrtle Beach Bowl, holding a 6-8 record. Ohio grabbed an overtime win over Wyoming in the 2022 Barstool Sports Arizona Bowl 30-27 in their last bowl game appearance.

Ohio made their bowl debut in the 1962 Sun Bowl, falling to West Texas A&M 15-14 in El Paso, Texas. With their appearance in this year's Myrtle Beach Bowl, the Bobcats have been to a bowl game in seven of the last nine seasons.

Georgia Southern Bowl History

The Eagles will be making their sixth bowl game appearance since moving to the FBS level in 2014. Overall, Georgia Southern holds a 3-2 record in bowl games, including a 23-21 win over Buffalo in the 2022 Camellia Bowl.

After joining the FBS level and the Sun Belt Conference in 2014, the Eagles made their bowl debut with a 58-27 win over Bowling Green in the 2015 GoDaddy Bowl. Georgia Southern has now been to a bowl game in six of the nine years they've been eligible.

Myrtle Beach Bowl History

The inaugural Myrtle Beach Bowl was held on Dec. 21, 2020, and featured a 56-28 victory for Appalachian State (SBC) over North Texas (C-USA) at Brooks Stadium. Mountaineers' running back Cameron Peoples set the all-time NCAA bowl game record with 317 rushing yards and five touchdowns in the win.

In 2021, Tulsa (AAC) defeated Old Dominion (C-USA) 30-17 on December 21, 2021, at Brooks Stadium. Golden Hurricane quarterback Davis Brin threw for 285 yards and two touchdowns and was named MVP after the game.


Last year, Marshall (SBC) held off UConn to grab a 28-14 victory on December 20th, 2022 at Brooks Stadium. Thundering Herd running back Rasheen Ali rushed for 92 yards and one touchdown to bring home MVP honors.





Shoff-READ CENTURY FARM

A VACATION RENTAL FARMHOUSE IN CLEARFIELD COUNTY PENNSYLVANIA



21 MARRON ROAD • CURWENSVILLE, PA 16833
EMAIL: FSREAD72@GMAIL.COM

WWW.SHOFFREADCENTURYFARM.COM



Scan Me!



TODAY'S GAME

Eagles Part of Record Sun Belt Bowl Representation

Georgia Southern is part of a record-breaking group of postseason teams for the Sun Belt Conference this bowl season.

The Eagles are one of 12 Sun Belt teams that will participate in a bowl game in 2023, outpacing the totals from the ACC (11), Big Ten (9), Big 12 (9), SEC (9) and Pac-12 (8). No other non-autonomy conference has more than seven Bowl Season representatives.

The previous Sun Belt Conference record was seven teams.

Georgia Southern Sun Belt Conference Postseason Honors

First Team

Khalil Crowder, OL
Marques Watson-Trent, LB

Second Team

Rasheed Miller, OL
Khaleb Hood, WR
Shemar Bartholomew, DB

Third Team

Jalen White, RB
Isaac Walker, DL

Honorable Mention

Davis Brin, QB
Jjay McAfee, TE
Derwin Burgess Jr., WR
TJ Smith, DB



Bobcats Continue Making History

For the second consecutive year, the Ohio Bobcats have put together a nine-win regular season. This marks the first time the Bobcats have won nine games in consecutive regular seasons in program history.

Ohio enters the 2023 Myrtle Beach Bowl having won three straight to finish the regular season.

The Bobcats are one of six teams from the Mid-American Conference to receive a bowl invitation. This marks the eighth time in MAC history to have six or more programs receive a bowl invitation (2012, 2015, 2016, 2018, 2019, 2021, 2022, 2023) in a single-season. This also marks the 14th time in MAC history to have five or more programs receive a bowl invitation in a single-season.

Ohio All-Mid American Conference Selections

First Team

Sam Wiglusz, WR
Bryce Houston, LB
Keye Thompson, LB

Second Team

Kurtis Rourke, QB

Third Team

Vonnie Watkins, DE
Rayyan Buell, DT

BROOKS STADIUM



The Coastal Carolina University football stadium officially opened as Brooks Stadium on Sept. 6, 2003, for the inaugural home game of the Chanticleer football program. Scoring a touchdown with just seconds left on the clock, the Chanticleers defeated Newberry College 21-14.

With a gift from the late businessman Bob Brooks, the stadium was named in honor of Brooks' children Coby Garrett and Boni Belle. The \$2 million gift was among the largest gifts ever made to the University.

Brooks, who grew up on a farm in Loris, S.C., was the CEO and founder of Eastern Foods, Inc., creators of the Naturally Fresh line of products, and chairman of Hooters of America, Inc. He also created Hooters Air Charter Airline, the National Golf Association Hooters Tour and the Hooters ProCup Series, a series of short-track races in small towns throughout the Southeast and Midwest. Brooks died in 2006.

Phase I of the stadium construction included 6,408 seats, while Phase II added almost 1,000 additional seats prior to the 2006 season. The third phase of Brooks Stadium was completed in 2010 when approximately 1,600 seats were added directly behind the north end zone. Affectionately referred to as the Chantourage section, the seating directly in front of the field house was designated as the student section in 2011.

Brooks Stadium has been ranked among the top stadiums in the nation in attendance based on

BROOKS STADIUM

capacity. In 2010, the Chanticleers hosted a first-round NCAA Division I Football Championship playoff game against Western Illinois. The game marked the first postseason game played in Brooks Stadium.

On Feb. 15, 2013, the women's lacrosse team opened its inaugural season on its new home field inside Brooks Stadium. Women's lacrosse was the 18th Division I sports program for the Chanticleers.

The facility underwent a major transformation in the spring of 2015 as Benton Field went from natural grass to artificial teal turf ... or "The Surf Turf." The first pieces of Powerblade SD turf were laid on April 2 and the project was completed later that month. The project had a budget of \$1.2 million.

Brooks Stadium was designed and built with the capability to expand from its inception. That original design is coming to fruition as Coastal embarked on another two-phase expansion in the spring of 2017 that will ultimately bring the capacity to approximately 20,000.

The first phase boosted the seating capacity to at 15,000 and included adding seats to both corners of the end zone nearest the field house, expanding the sections closest to the field on both sides toward the scoreboard, and expanding the upper deck on the east side to match the length of the lower deck.

Prior to the 2019 season, a second level and premium suites were completed on the west side to increase the capacity to 20,000. The cost of the two-phase project was \$31.8 million.





THE HANGOUT

1181 CELEBRITY CIR, MYRTLE BEACH, SC • THEHANGOUT.COM • 843-385-9811



- Live music on the LARGEST stage in Myrtle Beach
- BEST family restaurant on the strand!
- Pirates & Princesses Breakfast!*
- Freshest Gulf Seafood!
- Foam parties every hour!
- Games & entertainment!
- Specializing in Large Parties!
- Something for everyone!

*During Summer Months



BOWL STAFF

Rachel Quigley

Executive Director



Rachel Quigley has taken the helm of the Myrtle Beach Bowl, after spending five years with Visit Myrtle Beach, where she managed partnerships across college and professional sports in various marketing roles.

“We are very pleased to secure Rachel’s leadership for the launch of the 2020 Myrtle Beach Bowl,” said Pete Derzis, ESPN senior vice president of college sports programming and events. “She has distinguished herself in the marketplace on a number of key initiatives representing Visit Myrtle Beach.”

The Myrtle Beach Bowl, which is owned and operated by ESPN Events, was staged at Brooks Stadium on the campus of Coastal Carolina University for the first time in 2020. The game features matchups from among three conference partners — Conference USA, the Mid-American Conference and the Sun Belt Conference — with each participating four times between 2020 and 2025.

“I’m grateful to have the opportunity to be a part of the Myrtle Beach Bowl alongside ESPN Events and many members of the community, and look forward to making the inaugural year a success,” Quigley said. “I would like to send a heartfelt thank you to each person who has spent time mentoring, supporting and encouraging me throughout my career.”

Quigley has previously worked with Clemson University Athletics, the Philadelphia Eagles and Boston Red Sox. She also worked with ESPN Events when the Puerto Rico Tip-Off was relocated to Myrtle Beach in 2017, as well as on the Myrtle Beach Invitational in 2018 and 2019.

In addition, she has assisted with production surrounding the Super Bowl XLVIII (New York/New Jersey), Super Bowl LI (Houston), Super Bowl LII (Minneapolis), Super Bowl LIII (Atlanta) and Super Bowl LIV (Miami).

A native of West Chester, Penn., Quigley graduated from Clemson University with a bachelor’s degree in marketing. She is happily married to her husband Dan and the couple enjoys spending time with their son, daughter and two dogs.



Tony Ferrante
Assistant Executive Director



Clay Norrell
Assistant Executive Director



Ron Foster
Hospitality Coordinator



Sam Wiederhaft
Media Relations



Marty McGinty
Director of Ticket Operations



COME HOME
TO A DREAM

ARE YOU READY TO BUY
YOUR DREAM KITCHEN?

135 WEST PERRY RD
MYRTLE BEACH, SC
29579

(843)626-9191



Luxurious
homes

We specialize in custom homes, re-modeling,
kitchen and bath renovations. We are a Full-
Service Cabinet Distributor serving the
Carolinas for over 50 Years offering Design
Excellence & Superior Service.



Myrtle Beach
Charleston
Charolette
Fayetteville
Raleigh

 Officialbrockcabinets

EXECUTIVE COMMITTEE



Dwayne Beam
Deputy Director of Athletics
Coastal Carolina University



Dr. Michael Benson
President
Coastal Carolina University



Mayor Brenda Bethune
Mayor
City of Myrtle Beach



Mayor Barbara Blain-Bellamy
Mayor
City of Conway



Coach Rod Broadway
Hall of Fame Coach



Tim Carlisle
President/CEO
Carolina Trust FCU



Kevin Cox
Sales Supervisor, Business
Solutions
Horry Telephone Cooperative



Terrance Herriott
Assistant Vice President
Conway National Bank



Matt Hogue
Athletic Director
Coastal Carolina University



Tim Huber
Sports Tourism Director
City of Myrtle Beach



Jonathan Paris
Executive Director of Sports
Tourism
Myrtle Beach Area Chamber of
Commerce/CVB



Karen Riordan
President & CEO
Myrtle Beach Area Chamber of
Commerce/CVB



Ricky Sapp
CEO & Founder
Ricky Sapp Foundation



Carla M. Schuessler
Business Development
G3 Engineering & Surveying
SC State House Rep., District 61



Fox Simons
City Manager
City of Myrtle Beach



Randy Webster
Asst. County Administrator
Public Safety
Horry County Government

THE GRAND STRAND



The Myrtle Beach area, popularly known as the Grand Strand, stretches from Little River to Pawley's Island along the Atlantic coast of South Carolina and includes 14 towns. Home to world-class golf, 60 miles of wide sandy beaches, exciting entertainment and family attractions and Southern hospitality, the Myrtle Beach area presents the quintessential vacation experience welcoming more than 20 million visitors annually.



Conway, recognized as Tree City USA, was founded in 1732 on the banks of the beautiful Waccamaw River. It serves as the County Seat for Horry County and is proud to be the home of Coastal Carolina University. Conway's charming Downtown offers a variety of unique shops and eateries and many sites in the Downtown District are listed on the National Register of Historic Places.

Myrtle Beach and its surrounding area offer a wide variety of entertainment, attractions, culinary experiences, historical sites, museums, outdoor adventures, excellent shopping, and more.



Entertainment, amusements, attractions galore! From the SkyWheel, to waterparks, amusement parks, go kart tracks, watersports, museums, seven live theaters and so much more, there's never a dull moment in Myrtle Beach--rain or shine!

Amazing culinary! There are 1800 restaurants, from all-you-can-eat buffets to many hook-to-table high quality establishments. Murrells Inlet is the seafood capital of South Carolina.

Myrtle Beach offers a variety of off-the-beaten path attractions and activities, from eco-tours via kayak, to bird-watching in the state parks, to strolling



THE GRAND STRAND

through Brookgreen Gardens or the Murrells Inlet MarshWalk, there is much to discover and appreciate in the Myrtle Beach area's great outdoors.

Family Fun! With numerous attractions and activities for every interest, there's something for everyone. Multi-generational travel is very popular in Myrtle Beach.

There's a wide-variety of lodging options! From beach house rentals, to condotels, hotels, motels, camping and mega-RV parks, there is something for every taste.

Golf! There are more than 90 of the most unique, challenging and picturesque golf courses in the world, making it a premiere



destination for golf enthusiasts and aficionados with more than four million rounds of golf played annually.

Autism-friendly status. Surfside Beach, Myrtle Beach and Horry County have been officially designated "autism-friendly. Through the Champion Autism Network, impacted families can get a CAN card to access attractions and restaurants where staff has been trained to assist families with autistic children. The card also allows for expedited services, discounts, noise-cancelling earphones and more.

Welcome to the Grand Strand!

Who is Guiding you on your Life's Financial Journey?



**Financial Fitness Wealth Management provides our
Families with Concierge Level Fiduciary Service.**

We're problem solvers. We believe portfolio management is about more than wealth. It's about relationships, and our white glove services set us apart. We're here to answer any questions that have a dollar sign attached to them—and even some that don't.

In short, we're here for you.

Scott M. Sensenig, Founder and President

Certified Wealth Strategist®, Accredited Investment Fiduciary®

Financial Fitness Wealth Management

309 Carolina Farms Boulevard, Myrtle Beach, SC 29579

Office – 843-903-3290 Cell 843-655-4954

www.FinancialFitnessWM.com

“Trust, Integrity and Fiduciary Service for over 30 years”



Investment advisory services offered through Diazo, LLC, a registered investment advisor.

Financial Fitness Wealth Management is independently owned and operated.

myrtle beach
INTERNATIONAL AIRPORT



With the lowest fares in South Carolina, 50+ nonstop destinations and 10 airlines, MYR is your gateway for a getaway!

Learn more at www.flymyrtlebeach.com

**Proud Sponsor of the
Myrtle Beach Bowl**



2020 RECAP

APPALACHIAN STATE 56, NORTH TEXAS 28

The inaugural Myrtle Beach Bowl will be remembered as a record-setting day for Appalachian State sophomore running back Cameron Peoples.

The Lineville, Ala., native had 29 carries for 317 yards and five rushing touchdowns in the 56-28 win over North Texas at Brooks Stadium. Peoples set the all-time NCAA bowl record with 317 rushing yards and five rushing touchdowns. He scored on runs of 3, 64, 62, 4, and 11 yards for the Mountaineers.

Peoples broke the single-game bowl record for most rushing yards, previously held by Georgia Tech's PJ Daniels, who had 307 rushing yards against Tulsa in the 2004 Humanitarian Bowl.

Peoples also became the seventh player in NCAA history to score five rushing touchdowns in a bowl game. Toledo's Kareem Hunt (2014 GoDaddy.com) and Barry Sanders (1988 Holiday Bowl) are two of the notable names on the list.

Appalachian State (9-3) became the fourth team in NCAA history to rush for 500 or more yards in a bowl game. The Mountaineers ran the ball 49 times for 502 yards and six rushing touchdowns in the win. ASU's 502 rushing yards are the fourth-most by a team in NCAA bowl history.

Peoples wasn't the only ASU player that found success on the ground against the Mean Green. Senior running back Marcus Williams, Jr., recorded 101 rushing yards and one touchdown on six carries. He scored on a 70-yard run to push ASU's lead to 28-7 with 2:29 left in the first half.

Peoples and Williams combined for 420 rushing yards, the second-highest rushing total by a pair of teammates in NCAA bowl history. Baylor's Johnny Jefferson (299) and Devin Chafin (161) combined for 460 rushing yards against North Carolina in the 2015 Russell Athletic Bowl.

North Texas (4-6) had success on the ground as well. The Mean Green ran the ball 59 times for 242 yards. Tre Siggers had 17 carries for 120 yards, while teammate Oscar Adaway added 26 carries for 97 yards and one touchdown.

ASU (502) and North Texas (242) combined for 742 rushing yards, the fourth-most combined rushing yards in NCAA bowl history.

Appalachian State scored on five touchdowns of seven first-half possessions to take a 35-14 halftime lead.



2021 RECAP

TULSA 30, OLD DOMINION 17

The Tulsa Golden Hurricane (7-6) passed for 285 yards and rushed for 244 more in a 30-17 win over the Old Dominion Monarchs (6-7) in the second edition of the Myrtle Beach Bowl on Monday evening. Tulsa's offense held the ball for just under 40 minutes in the program's 11th bowl game victory.

Tulsa finished off their season with four consecutive wins, while Old Dominion dropped their first game since October 16th and saw their five-game winning streak snapped. The postseason matchup was the first-ever meeting between the two teams.

Golden Hurricane quarterback Davis Brin completed 22 of 34 passes for 285 yards and two touchdowns in the victory. The redshirt junior was named Myrtle Beach Bowl MVP following the game after setting a Myrtle Beach Bowl game record for passing yards.

Brin connected with senior receiver Josh Johnson for eight receptions and 129 yards, including a 23-yard touchdown catch in the opening quarter. Redshirt senior receiver JuanCarlos Santana added six catches for 75 yards, while redshirt sophomore tight end Ethan Hall caught a four-yard touchdown pass for his lone reception of the night. Senior running back Shamari Brooks rushed for 109 yards on 26 carries and a touchdown to help the attack.

After surrendering a 100-yard kickoff return to begin the game, the Golden Hurricane defense gave up just 10 more points the rest of the game and held Old Dominion to only 71 rushing yards in the contest. Graduate student linebacker Yohance Burnett led the team in tackles with six total, with senior defensive lineman Jaxon Player added the team's only sack with his five total tackles.

Graduate student kicker Zack Long knocked in field goals of 25, 32, and 35 yards to set a new season high.

Old Dominion tallied 247 yards of total offense and converted five of their 11 third downs in their second-ever bowl appearance. Monarchs' redshirt freshman quarterback Hayden Wolff threw for 176 yards on 19 completions and one interception in the defeat. Sophomore wide receiver Ali Jennings III was Wolff's favorite target with six receptions for 74 yards. Redshirt sophomore running back Blake Watson led the rushing attack with 77 yards on 14 carries and a two-yard touchdown.

Freshman linebacker Jason Henderson led the Monarch defense with nine solo tackles and season-high and 13 total, with redshirt junior safety R'Tarriun Johnson also collecting 13 stops setting a Myrtle Beach Bowl record for tackles. Senior linebacker Jordan Young posted his second sack of the year and was a force in the Golden Hurricane backfield with three tackles for loss.





12 TEAMS BOWLING LEADS THE NATION

14 UNIVERSITIES · 10 CONTIGUOUS STATES · RISING

@SUNBELT · SUNBELTSPORTS.ORG

2022 RECAP

MARSHALL 28, UCONN 14

Despite a late scare, the Marshall Thundering Herd (9-4) held off the UConn Huskies (6-7) 28-14 to claim the third annual Myrtle Beach Bowl title on Monday evening. Marshall forced four turnovers in route to the program's 13th bowl victory, and first since 2018.

The Thundering Herd ended their season on a five-game winning streak, the first time they have finished a season with five straight wins since 2002. Making their first bowl appearance in seven years, the Huskies dropped their second-consecutive game to Marshall, falling in the 2015 St. Petersburg Bowl 16-10.

Marshall running back Rasheen Ali rushed for 92 yards on 15 carries with a long of 38 in the victory. The redshirt-sophomore was named Myrtle Beach Bowl MVP for his performance.

With Ali leading the rushing attack, quarterback Cam Fancher completed 10 of 20 passing attempts for 93 yards with two touchdowns and an interception. The redshirt-freshman connected with six different receivers, with Corey Gammage leading the way with three receptions for 50 yards, including a nine-yard touchdown catch for the first score of the game. The offense finished with 303 yards of total offense, with 210 coming on the ground.



As they have been all year, the Thundering Herd defense was impressive as they held a team to 21 points or less for the ninth time this season. Marshall picked off UConn three times with Micah Abraham, Damion Barber Jr., and Gammage all collecting interceptions. Eli Neal racked up 10 total tackles with 1 ½ tackles for loss and a pass breakup to pace the defense.

After falling behind early, UConn found their offense in the second half with 189 of their 316 total yards coming after halftime. Freshman quarterback Zion Turner committed four turnovers with three interceptions and one fumble. Turner passed for 166 yards while completing nine of his 27 attempts. His favorite target on the day was sophomore wide receiver Aaron Turner, who made five catches for 65 yards and a long of 33.

The Husky offense was balanced with 172 yards through the air and 144 on the ground. Freshman running back Victor Rosa found the end zone twice on runs of 14 and 24 yards while finishing the game with 75 yards on 16 rushes.

The Huskie's defense forced two turnovers on a forced fumble by senior linebacker Ian Swenson and an interception by redshirt-sophomore defensive back Malik Dixon-Williams. Graduate linebacker Brandon Bouyer-Randle collected 10 total tackles to lead the Huskies.





UNIVERSITY



Dr. Kyle Marrero
President

With nearly 26,000 students, approximately 140 different degree programs, three campuses and a single vision of growing others, Georgia Southern University is already moving and ready for more.

The historic brick streets or moss-dripping oak trees may make our picturesque campuses seem pristine, but there's a lot of roll-up-your-sleeves work going on here.

Research is focused on community impact. Teaching is focused on the students. And the students are focused on their future.

The foundation for this can-do spirit was born on Dec. 1, 1906, when delegates from Statesboro, Georgia, traveled to the DeSoto Hotel in Savannah and offered the winning bid to create the First District Agricultural School to be located in Statesboro. Just 29 years later and only a few blocks away on Bull Street in Savannah, Armstrong Junior College was established at the historic Armstrong House.

Both institutions were created to serve their communities, make them more attractive to businesses and offer better career prospects to their residents.

Both schools grew because faculty, staff, donors and partners believed there was something special here that should be expanded. Lives and communities were being transformed as educational investments in southeast Georgia created opportunities for our graduates.

Today, as one University, Georgia Southern is the state's largest and most comprehensive center of higher education south of I-20.

With programs at the bachelor's, master's and doctoral levels, Georgia Southern is a public Carnegie Doctoral/R2 institution with three vibrant campuses—the Statesboro Campus, the Armstrong Campus in Savannah and the Liberty Campus in Hinesville.

Georgia Southern's nationally accredited academic programs include a heavy dose of real-world work so our graduates are ready from the day they graduate. A unit of the University System of Georgia, the University boasts 300-plus student organizations, outstanding Division I athletics and state-of-the-art residence halls and campus facilities.

Since 1906, the University's hallmark has been a culture of engagement that bridges theory with practice, extends the learning environment beyond the classroom and promotes student growth and life success.

Central to the University's mission is the faculty's dedication to excellence in teaching and the development of a fertile learning environment exemplified by a free exchange of ideas, high academic expectations and individual responsibility for academic achievement.

Faculty, staff, and students embrace core values of collaboration, academic excellence, discovery and innovation, integrity, openness and inclusion, and sustainability.





Jared Benko
Director of Athletics

Jared Benko was hired in March of 2020 as the leader of the Georgia Southern Athletics Department and began his new role on April 1. Benko, who has more than a decade of progressive leadership experience in the Southeastern Conference (SEC), came to Statesboro from Mississippi State where he served as Deputy Director of Athletics/Chief Financial Officer for nearly four years (2016-2020). Benko reports directly to the University president, serves as a member of the President's Cabinet and oversees 17 NCAA Division I varsity athletics programs, 16 of which compete in the Sun Belt Conference.

His first year was unprecedented in more ways than one as Benko had to navigate a college landscape altered by COVID-19. The Eagle football team was on of two FBS teams (Alabama) to play 13 games and just one of two (Texas State) to play all 12 regular season contests. The football season was capped by a win over Louisiana Tech in the R+L Carriers New Orleans Bowl. Three Georgia Southern teams captured conference championships (rifle, women's tennis, men's golf) and the Athletic Foundation recorded record fundraising numbers and prospect visits in the 2020-21 campaign. Two major projects were also approved by the USG, changing the future facility landscape of Georgia Southern athletics.

The momentum gained in his first year was carried on to 2021-22 as the department soared to new heights. The rifle and women's golf teams captured conference titles, while the women's soccer, men's golf and baseball teams reached the championship games. He led a team that put together a bid that secured an NCAA Baseball Regional, the first in program history. Three spring sports (baseball, men's golf and women's golf) all made post-season NCAA play, marking the first time in department history that has happened. Benko also made a national splash with the hiring of former Southern Cal head coach Clay Helton as the Eagles' new head man, a hire that was rated as one of the best in the country by some media. In the classroom, the department tied the mark for the highest GPA and the Athletic Foundation topped its record-breaking effort of the prior year.

The Athletic Foundation raised a record \$10.6 million in new pledges and outright gifts – more than 68% over the previous record set in FY22 of \$6.3 million – which included a record \$7.4 million in major gifts. Ground was broken on the Anthony P. Tippins Indoor Practice Facility and the Hill Convocation Center, giving the department more than \$70 million in new projects.





HEAD COACH



CLAY HELTON, who led USC to a Rose Bowl title in 2016, was named the 11th full-time head coach in the Georgia Southern modern football era on Nov. 2, 2021. He is in his second season as the Eagles' head coach.

The 51-year-old Helton went 46-24 (.657) as the head coach of the USC Trojans with 12 victories over AP Top 25 teams, including three in the Top 5 and four in the Top 10. He went 5-1 in a pandemic-shortened 2020 season and was 8-5 in 2019 with wins over No. 23 Stanford and No. 10 Utah. Helton went 11-3 in 2017 with wins over No. 14 Stanford twice (including in the Pac-12 Championship Game) and No. 23 Arizona, and went 10-3 in 2016 with wins over No. 4 Washington, No. 5 Penn State in a legendary Rose Bowl thriller and No. 21 Colorado.

Helton was the first USC head coach to have 10-win seasons in each of his first two full seasons, and he had more wins (21) in his first two full seasons than any USC coach. He led USC to a 13-game winning streak from 2016 to 2017 and a 13-game winning streak over Power 5 opponents from 2016 to 2017.

Helton joined the USC staff in February of 2010 as the quarterbacks coach after spending 10 seasons as an assistant at Memphis. He added the passing game coordinator role in 2012 and became the offensive coordinator in 2013.

Helton began his 10-year (2000-09) Memphis career as the running backs coach for three seasons, then coached the Tigers'



receivers for the next four seasons before becoming the offensive coordinator and quarterbacks coach for the final three years. He served as Memphis' interim head coach for several months in early 2006 when head coach Tommy West had off-season heart surgery.

Before Memphis, he was the running backs coach at Houston, his alma mater, for three seasons (1997-99), working under his father, head coach Kim Helton. He began his coaching career at Duke, serving as a graduate assistant in 1995 and then the running backs coach in 1996.

Helton played quarterback at Houston in 1993 and 1994, playing for his father both seasons and captaining the Cougars as a 1994 senior. He spent 1991 and 1992 at Auburn, where he earned 1992 SEC All-Academic honors. He redshirted there in



1990.

Helton earned his bachelor's degree in mathematics and interdisciplinary science from Houston in 1994 and prepped at Clements High in Sugar Land, Texas.

Helton was born on June 24, 1972, in Gainesville, Florida. He and his wife, Angela, have three children: sons Reid and Turner, and daughter Aubrey. Turner is a redshirt freshman quarterback at Western Kentucky.

Besides being Houston's head coach from 1993 to 1999, his father, Kim, was an assistant in college (Florida, Miami, and Alabama Birmingham), the NFL (Tampa Bay Buccaneers, Houston Oilers, Los Angeles Raiders, Washington Redskins), and the CFL (Toronto Argonauts) following his playing career at Florida.

His brother, Tyson, was the quarterbacks coach and pass game coordinator at USC (2016-17) until becoming Tennessee's offensive coordinator in 2018 and is now the head coach at Western Kentucky.

COACHING FILE

| | |
|---------------------------|--|
| 1995 | Duke - Graduate Assistant |
| 1996 | Duke - Running Backs |
| 1997-99..... | Houston - Running Backs |
| 2000-02..... | Memphis - Running Backs |
| 2003-06..... | Memphis - Wide Receivers |
| 2007-09..... | Memphis - Offensive Coordinator/QB |
| 2010-11..... | USC - Quarterbacks |
| 2012 | USC - Passing Game Coordinator/QB |
| 2013-15 ... | USC - Offensive Coordinator/QB/Interim Coach |
| 2016-21..... | USC - Head Coach |
| 2013 - 1-0 | |
| 2015 - 5-4 (5-2) | |
| 2016 - 10-3 (7-2) | |
| 2017 - 11-3 (8-1) | |
| 2018 - 5-7 (4-5) | |
| 2019 - 8-5 (7-2) | |
| 2020 - 5-1 (5-0) | |
| 2021 - 1-1 (0-1) | |
| Total - 46-24 (36-13) | |
| 2022-Present..... | Georgia Southern - Head Coach |
| 2022 - 6-7 (3-5 Sun Belt) | |
| 2023 - 6-6 (3-5 Sun Belt) | |
| Total - 12-13 (6-10) | |

GEORGIA SOUTHERN COACHING STAFF



Brandon Bailey
Defensive Coordinator
Linebackers



Bryan Ellis
Offensive Coordinator
Quarterbacks



Ryan Aplin
Pass Game Coordinator
Tight Ends/Inside Receivers



Darius Eubanks
Safeties and Nickels



BJ Johnson
Wide Receivers



Taylor Reed
Running Backs



Rip Rowan
Defensive Line



Turner West
Special Teams Coordinator



TJ Woods
Run Game Coordinator
Offensive Line



SEASON REVIEW



GAME 1

Sept. 2 vs. The Citadel | Statesboro, Ga.



0



34



GAME 2

Sept. 9 vs. UAB | Statesboro, Ga.



35



49



GAME 3

Sept. 16 at Wisconsin | Madison, Wis.



14



35

Behind a multi-dimensional offensive attack, the Georgia Southern football team shut out The Citadel 34-0 to open its 2023 campaign at Allen E. Paulson Stadium. The victory marked the 21st shutout in Paulson Stadium and the second shutout in home opener history.

In his Georgia Southern debut, quarterback Davis Brin threw for 236 yards and two touchdowns on 27 of 36 passing to lead the Eagles. Running back Jalen White returned from injury to rush for 125 yards and a score on 16 carries to average 6.6 yards per carry.

The Eagles marched down the field on the opening drive to get on the board first. OJ Arnold rushed to the right for a 1-yard touchdown to put the Eagles out in front. On the final drive of the half, Brin completed four consecutive passes, highlighted by a 30-yard pass to Derwin Burgess Jr., before he completed a pass up the middle to Burgess Jr. for a 13-yard touchdown. Georgia Southern opened up the second half scoring on a Brin pass deep up the middle completed to Anthony Queeley for a 16-yard touchdown.

The defense held steady throughout the game, holding The Citadel to 212 total yards. Midway through the second quarter, Davon Gilmore stopped a Bulldog drive with a forced fumble that was recovered by Tyrell Davis to ensure a shutout.

A late interception by TJ Smith and a big offensive night from Davis Brin and OJ Arnold helped propel the Georgia Southern football team to a 49-35 victory over UAB at Allen E. Paulson Stadium in non-conference action.

On the opening play of the game, Khadry Jackson forced a Blazer fumble before Justin Rhodes recovered the ball on the UAB 19-yard line. The Eagle offense capitalized on the turnover to take an early lead on a 5-yard touchdown reception from Jalen White. On the next drive, the Eagles extended the lead on a 5-yard touchdown run from Brin.

The Blazers rallied in the second quarter, scoring on back-to-back drives to take the lead, 22-21. Georgia Southern would retake the lead before the half on an explosive 39-yard touchdown run by Arnold, heading into the half up 28-22.

The GS defense forced its second turnover at the beginning of the fourth quarter, a pick Smith at the Georgia Southern 38-yard line, his first interception as an Eagle. White punched the ball into the end zone on a 6-yard run and a successful two-point conversion put the Eagles up 43-29.

With under five minutes left in the fourth quarter, Khaleb Hood broke the Georgia Southern career receiving yards surpassing Monty Sharp with 1,855 career yards.

The Georgia Southern football squad hung tough with Big Ten foe Wisconsin, but the Badgers scored four second-half touchdowns to pull away with a 35-14 win at Camp Randall Stadium in non-conference action.

After a scoreless first quarter, Wisconsin opened the second quarter with a short score, but Georgia Southern responded on the next drive. After Davis Brin hit Derwin Burgess Jr. for a career-long 68-yard reception, running back OJ Arnold scored from 4-yards out to tie things up. On its first drive of the second half, Georgia Southern claimed the lead to go up 14-7 when Jjay McAfee recorded his fifth career touchdown reception on a 25-yard completion from Brin. The Badgers responded with three touchdowns in the third quarter—two off of Brin interceptions—to take the lead back and pulled away in the fourth quarter with one last score.

Burgess Jr. led the offense with eight catches for 124 yards. It marked his fourth-career 100-yard receiving game. Arnold ran for a career-high 66 yards.

Defensively, the Eagles were stout for a majority of the game but Wisconsin took control in the second half. The six Eagle turnovers kept the GS defense on the field and Wisconsin eventually started to move the ball. Marques Watson-Trent led the team in tackles with nine stops.



SEASON REVIEW



GAME 4

Sept. 23 at Ball State | Muncie, Ind.

40 **3**

Davis Brin threw four touchdown passes, Michael Lantz hit four field goals and the defense allowed just 197 yards of total offense as the Georgia Southern football squad blew past Ball State, 40-3, at Sheumann Stadium in non-conference action.

On the first drive, Brin connected with Evan Lester Jr. for a 1-yard scoring pass. On the second drive, OJ Arnold's 38-yard run up the middle set up a 9-yard touchdown pass from Brin to Keaton Upshaw. The second quarter consisted of three field goals from Lantz (41, 26, 37 yards).

In the second half, Khaleb Hood went over then 2,000 career receiving yard mark with a 35-yard catch down the sideline. Three plays later, he caught a 21-yard touchdown from Brin as he went over 100 yards receiving for the fifth time to tie the school record (Raja Andrews). In the fourth quarter, Brin connected on his fourth touchdown of the day, this one an 8-yard scoring pass to Anthony Queeley.

Brin finished the day 34-for-46 for 344 yards and four scores. Hood caught seven passes for 107 yards. Arnold led the way on the ground with 90 yards on nine carries. Defensively, Marc Stampley II led the way with eight tackles, including 2.5 for loss and a sack. Overall, the Eagles allowed just 37 yards rushing for the game with four sacks and two turnovers.



GAME 5

Sept. 30 vs. Coastal Carolina | Statesboro, Ga.

28 **38**

Behind a record-breaking crowd and touchdowns from five different Eagles, the Georgia Southern football team downed Coastal Carolina 38-28 in Sun Belt Conference action.

On the opening drive, Coastal Carolina quickly jumped out to an early lead as quarterback Grayson McCall ran it into the end zone to go up 7-0. The Eagles responded two drives later to open the second quarter when Derwin Burgess Jr. recorded his 11th career touchdown reception on a 2-yard catch from Davis Brin. The Chanticleers regained the lead 14-7 with 7:28 left in the second quarter before the Eagles evened the score with 3:54 left in the half as Brin completed a pass to Anthony Queeley for a 16-yard touchdown reception.

Georgia Southern took their first lead of the game after Cam Williams intercepted the ball on the Coastal 24-yard line and the Eagles drove down the field for the score when Brin hit Khaleb Hood for a 12-yard touchdown pass, making it 21-14 at the break. The Eagle defense stepped up in the third quarter with a pick-six by Khadry Jackson for his second career score and the first defensive touchdown of the season for its largest lead of the game.

The Eagles had five players score touchdowns and Hood tied the school record with 12 catches for 131 yards and a touchdown.



GAME 6

Oct. 14 at James Madison | Harrisonburg, Va.

13 **41**

James Madison remained unbeaten on the season with a 41-13 victory over Georgia Southern at Bridgeforth Stadium in Sun Belt Conference football action.

The Dukes wasted little time in jumping out to a 14-0 lead in the first quarter, scoring on their first two drives with touchdown passes from Jordan McCloud. Georgia Southern finally got rolling on its fourth drive, using two big passes to tight end Keaton Upshaw to move the ball down the field before Michael Lantz connected from 43 yards out to make it 17-3. Lantz hit a short field goal at the end of the half to make it 20-6.

JMU scored three touchdowns in the third quarter to put the game away. After a JC French interception, the Dukes punched it in with a 20-yard scoring run from Black and then used a long punt return to set up a third touchdown in the quarter to make it 41-6. On the final drive of the game, David Mbadanga punched the ball into the end zone for his first career touchdown making the final score, 41-13.

Khaleb Hood led the receiving corps with 10 receptions for 78 yards. Brin connected on 25-of-42 passes for 204 yards and Jalen White ran for 50 yards. Defensively, Marques Watson-Trent led the way with seven tackles, including a sack.



SEASON REVIEW



GAME 7

Oct. 21 vs. ULM | Statesboro, Ga.

28 **38**

Tyrell Davis scored on a Pick Six with less than two minutes to go to seal a 38-28 Georgia Southern win over ULM at Allen E. Paulson Stadium.

Leading 14-7, the Eagles continued to apply pressure on the Warhawk offense, forcing three straight turnovers to set up the offense. Jalen White scored on a short 2-yard run after a strip sack and recovery by Isaac Walker. On the next ULM offensive play, Justin Meyers recovered the second fumble, which led to a 14-yard touchdown pacatch from Keaton Upshaw. GS forced its third turnover of the game as TJ Smith intercepted Jiya Wright's pass to set up a 27-yard field goal from Michael Lantz with 2:05 left in the first half to make it 31-7. The Warhawks rallied to get within three with seven minutes left in the game but Davis intercepted the ball on the 28-yard line for a pick-six to secure the victory, 38-28 with 1:53 left.

White led the Eagle offense with 164 rushing yards for his second 100-yard game of the season. Khaleb Hood led the receiving corps with eight catches for 98 yards. The Eagle defense recorded 11 tackles for loss, including five sacks, nine pass breakups and four turnovers (two fumble recoveries and two interceptions). Marques Watson-Trent led the way with 14 tackles, including three tackles for loss. Isaac Walker had 2.5 sacks and two forced fumbles.



GAME 8

Oct. 26 vs. Georgia State | Statesboro, Ga.

27 **44**

Davis Brin threw for three touchdowns, Jalen White ran for over 100 yards and the defense got three takeaways as the Georgia Southern football team rolled past Georgia State 44-27 Thursday night in front 23,389 fans at Allen E. Paulson Stadium to become bowl eligible.

With the Eagles leading 27-7, Brin hit Cobb for a 76-yard touchdown in the third quarter to extend the lead. The Panthers crawled back into the game late in the third quarter with two quick touchdowns to cut into the lead, 34-21 but Michael Lantz made his third field goal of the game from 40-yards out to push the lead back out to 37-21.

The defense forced its second turnover when Marques Watson-Trent picked off Grainger, returning the ball 50 yards for a pick-six and his first career touchdown to seal the game. Khadry Jackson recovered a fumble for the third turnover late.

White led the offense with 25 carries for 116 yards including one touchdown. Khaleb Hood led the receiving corps with eight receptions for 75 yards. Brin completed 22 of 35 passes for 334 yards and a touchdown while Lantz connected on three field goals. Watson-Trent had eight tackles, a forced fumble and an interception while Tyrell Davis also had eight tackles. Walker had 1.5 tackles for loss, a blocked kick and his nation-leading fifth forced fumble.



GAME 9

Nov. 4 at Texas State | San Marcos, Texas

24 **45**

Texas State quarterback TJ Finley threw for three touchdowns and ran for two more to lead the Bobcats to a 45-24 victory over Georgia Southern at Bobcat Stadium.

Texas State jumped out to an early lead on five plays in the opening drive. DeAndre Buchannon returned the kickoff 80 yards to set up a 29-yard field goal by Michael Lantz for an early 7-3 score. The Bobcats moved right back down the field, but a bad snap was recovered by Isaac Walker to thwart the drive. Jalen White took it to the house from 39-yards out on third and 15 to give the Eagles a 10-7 lead. Texas State scored three touchdowns in the second quarter, two on passes from Finley and a 16-yard run from the signal caller, and converted a field goal after an Eagle turnover to take a 31-10 lead into the locker room.

The Bobcat offense continued into the second half with two more touchdowns to stretch the lead to 35 points. The Eagles continued to fight as Davis Brin hit tight end Jjay McAfee on a 32-yard touchdown pass late in the third quarter to break a 38-0 run by the Bobcats. Midway through the fourth quarter, White punched it in from 3 yards out to cut into the lead.

White led the offense with 159 yards and two touchdowns on the ground, recording his third-straight 100-yard game. Three Eagles posted double-digit tackle numbers.



SEASON REVIEW



GAME 10

Nov. 11 at Marshall | Huntington, W.Va.



33



38

Georgia Southern dropped a hard-fought 38-33 contest to Marshall at Joan C. Edwards Stadium in Sun Belt Conference action. Marshall took the opening kickoff 98 yards for an early 7-0 lead. Georgia Southern evened the score in the second quarter when Davis Brin completed a 9-yard pass to Jaylon Barden for Barden's first scoring catch as an Eagle. Marshall reclaimed the lead to go up 17-10 with five minutes to go in the half, but a 47-yard scoring reception by Dalen Cobb tied things up.

The Eagles got their second turnover of the half when Davion Rhodes forced a fumble on a sack that was recovered by Isaac Walker, his fourth of the year. That led to a 38-yard field goal from Lantz to give the Eagles their first lead of the game with 12 seconds left in the half.

Lantz connected from 40 yards out with 6:51 left in the third quarter to extend the lead. A big pass play from Marshall led to a 2-yard touchdown run by Rasheen Ali to give the Herd the lead back at 24-23. Lantz's fourth field goal of the game, this time from 21 yards, made it 26-24 in favor of the Eagles. After a hold by Marshall, Ali took the snap and took it 55 yards for the score to put the Herd back in front for good. Derwin Burgess Jr. added a late touchdown catch, but the Eagles couldn't recover the onside kick.



GAME 11

Nov. 18 vs. Old Dominion | Statesboro, Ga.



20



17

Ethan Sanchez kicked a 22-yard field goal as time expired, lifting Old Dominion to a 20-17 victory over the Georgia Southern football squad inside Allen E. Paulson Stadium.

Georgia Southern and ODU traded unfruitful possessions in the first quarter, as both were held scoreless. The Monarchs got on the board first when a blocked punt set up an eventual 47-yard field goal early in the second quarter. ODU extended the lead 10-0 on a 12-yard scoring reception midway through the quarter.

On their sixth drive, the Eagles finally got moving, and Jalen White capped off a 75-yard drive with a 7-yard touchdown run to cut into the lead. The Eagles evened the score as Michael Lantz drilled a 24-yard field goal late in the third quarter. The field goal was Lantz's 21st make of the season, breaking the school record for most field goals in a season.

ODU took the lead late in the third quarter after a 27-yard reception set up a 30-yard touchdown pass to make it 17-10. Trailing by seven, Davis Brin engineered a big scoring drive, capped off by an 18-yard touchdown pass to Jjay McAfee with 1:27 left.

The Monarchs quickly marched down the field, and Sanchez was the hero with his leg to secure the win.



GAME 12

Nov. 25 at App State | Boone, N.C.



27



55

App State scored 24 points in the second quarter to spark a rally and down Georgia Southern, 55-27, at Kidd Brewer Stadium to wrap up the regular season.

The Eagles got out to a quick start in the opening drive, going 75 yards on six plays. OJ Arnold punched the ball in from 3 yards out to give the Eagles an early 7-0 lead. App State cut into the lead on a 24-yard field goal to make it 7-3. Georgia Southern extended its lead 14-3 at the end of the first quarter when JC French completed his first career touchdown pass for 25 yards to Khaleb Hood. The Mountaineers took their first lead of the game with two touchdowns in 16 seconds with a 27-yard touchdown reception and a 13-yard touchdown reception one play later after GS fumbled on the kickoff.

DeAndre Buchannon provided a bright spot in the second half, returning a kickoff 100 yards to tie the school record for the longest return and marking the first kickoff return since 2019. Lantz added to his record total for field goals in a season with a 34-yarder midway through the fourth quarter.

With his fourth reception of the game, Hood set the single-season reception record with 88 catches, surpassing his own record of 87 set last season.





MEET THE EAGLES



19 Beau Allen
QB | R-JR



28 J'shawn Anderson
RB | FR



22 OJ Arnold
RB | SO



88 Lawson Bachelder
WR | R-JR



1 Jaylon Barden
WR | SR



17 Shemar Bartholomew
DB | 6th



48 Zack Blackwell
LB | R-FR



30 Alex Bowen
WR | R-JR



99 Walker Bradberry
P | R-SO



89 Taylor Bradshaw
WR | FR



5 Davis Brin
QB | 6th



75 Bryson Broadway
OL | SR



66 Johnnie Brown III
OL | R-FR



15 DeAndre Buchannon
WR | FR



57 Latrell Bullard
DL | SO



2 Derwin Burgess Jr.
WR | JR



77/86 Griffin Carder
OL | R-SR



76 CK Carter
OL | SO



84 Ethan Christian
WR | FR



17 Dalen Cobb
WR | SO



78 Caleb Cook
OL | R-SO



45 Chris Crouch
DB | R-SO



72 Khalil Crowder
DB | 6th



10 David Dallas
QB | R-FR



19 Josh Dallas
WR | R-FR



MEET THE EAGLES



82 Matthew Daniel
P | R-SR



37 Quincy Darnell
LB | R-SR



90 Da'Shawn Davis
DL | SO



16 Tyrell Davis
DB | R-SO



39 Reid Dedman
LB | R-SR



2 Jalen Denton
DB | R-JR



28 Chandler Dial-Watson
DB | R-JR



26 Chase Dial-Watson
DB | R-JR



27 Ethan Dirrim
TE | SR



35 Terron Dixon II
RB | R-SR



18 KD Dorsey
WR | FR



27 Andrew Douglas
DB | R-SO



50 Johnathan Douglas
DL | R-JR



38 Kevin Douglas
WR | FR



33 Robert Edwards III
RB | R-RF



94 Elhadj Fall
DL | R-FR



30 Jack Ferguson
DB | R-JR



52 Jacob Ferguson
DL | R-JR



11 Jon Ferguson
LB | 6th



16 Colton FitzGerald
QB | R-SO



96 Chase Folser
K | R-FR



97 Brendan Franke
K | SR



12 JC French
QB | R-FR



20 Terrance Gibbs
RB | R-FR



15 Davon Gilmore
LB | R-SR



MEET THE EAGLES



14 Prince Green
DB | R-SO



43 Jacob Hammonds
LB | R-FR



4 Damel Hickman
DB | 6th



12 Tracy Hill Jr.
DB | R-FR



7 Khaleb Hood
WR | 5th



47 Elijah Hynes
DB | R-FR



25 Ayden Jackson
DB | FR



9 Khadry Jackson
LB | 5th



49 Amar Jenkins
DB | R-FR



11 Beau Johnson
TE | R-SR



36 Treston Jordan
DB | R-FR



23 Tyler Jordan
RB | R-SR



14 Sam Kenerson
WR | R-JR



95 Alijah Lacey
DL | FR



98 Michael Lantz
K | R-SR



87 Evan Lester Jr.
TE | R-SO



96 Lonnie Leverette
DL | R-SO



68 Nate Lewis
OL | R-FR



80 Saan Lewis
WR | 6th



53 Trevon Locke
DL | R-JR



70 Korbett MacGregor
OL | R-FR



35 Nigel Manns
LB | R-JR



31 Jaden Martin-Burgess
DB | FR



21 Caimon Mathis
DB | FR



31 David Mbadinga
RB | FR



MEET THE EAGLES



9 JJay McAfee
TE | 6th



29 Justin Meyers
DB | R-SO



82 JP Mikhael
TE | FR



56 Brian Miller
OL | 7th



62 Bryce Miller
OL | FR



60 Rasheed Miller
OL | R-JR



98 Tyler Padgett
DL | FR



42 Branden Palmer
DL | FR



85 Brooks Pangle
WR | R-FR



93 Troy Pikes
DL | FR



58 Aaron Pyron
OL | R-SR



91 Davion Rhodes
DL | R-SO



88 Justin Rhodes
DL | R-JR



20 Seth Robertson
DB | SR



29 Jamarian Samuel
RB | JR



21 Marcus Sanders Jr.
WR | SO



51 Kebba Secka
DL | FR



81 Parker Self
WR | R-JR



90 Alex Smith
P | FR



99 Kierron Smith
DL | R-SR



5 TJ Smith
DB | R-JR




44 Jeffrey Smyth
DB | R-SR



48 Dylan Snyder
TE | R-SO



32 Kevin Speed
DB | R-FR



94 Collin Springer
LS | 6th



MEET THE EAGLES



22 Marc Stampley II
DB | SO



57 Chandler Strong
OL | R-FR



18 MJ Stroud
DL | R-FR



24 Joshua Thompson
WR | SO



33 Holden Trice
LB | FR



92 Kristian Varner
DL | R-SR



13 Isaac Walker
DL | R-SO



26 Keion Wallace
WR | FR



79 Weston Wallace
DL | R-JR



13 Coby Walton
QB | FR



83 Elija Walton
TE | FR



1 Marques Watson-Trent
LB | R-JR



89 Jackson Wheeler
LS | R-SR



25 Jalen White
RB | SR



34 JaMari Whitehead
LB | FR



64 Caelan Williams
OL | R-JR



6 Cam Williams
DB | R-SR



55 Ethan Williams
OL | FR



86 Graeme Williams
WR | R-SO



51 Matthew Williams
OL | FR



74 Pichon Wimbley
OL | SO



23 Mari Wingard
DB | 6th



97 Myles Winslow
DL | R-SO



93 Gaines Wood
LS | R-FR



71 Robert Wright Jr.
OL | FR



SEASON STATS

2023 Georgia Southern University Football Overall Statistics (as of Nov 29, 2023)

| # | Rushing | GP | ATT | GAIN | LOSS | NET | AVG | TD | LG | AVG/G |
|----|------------------|-----------|------------|-------------|------------|-------------|------------|-----------|-----------|---------------|
| 25 | White, Jalen | 10 | 159 | 943 | 52 | 891 | 5.6 | 9 | 45 | 89.10 |
| 22 | Arnold, OJ | 9 | 70 | 414 | 9 | 405 | 5.8 | 4 | 39 | 45.00 |
| 31 | Mbadinga, David | 10 | 18 | 75 | 7 | 68 | 3.8 | 1 | 12 | 6.80 |
| 12 | French, JC | 10 | 14 | 61 | 13 | 48 | 3.4 | 0 | 18 | 4.80 |
| 17 | Cobb, Dalen | 11 | 5 | 43 | 0 | 43 | 8.6 | 0 | 15 | 3.91 |
| 90 | Smith, Alex | 12 | 2 | 27 | 0 | 27 | 13.5 | 0 | 18 | 2.25 |
| 20 | Gibbs, Terrance | 7 | 9 | 25 | 2 | 23 | 2.6 | 0 | 9 | 3.29 |
| 7 | Hood, Khaleb | 12 | 3 | 23 | 0 | 23 | 7.7 | 0 | 16 | 1.92 |
| 35 | Dixon II, Terron | 1 | 5 | 17 | 5 | 12 | 2.4 | 0 | 12 | 12.00 |
| 72 | Crowder, Khalil | 12 | 0 | 0 | 0 | 0 | 0.0 | 0 | 0 | 0.00 |
| 27 | Dirrim, Ethan | 12 | 0 | 0 | 0 | 0 | 0.0 | 0 | 0 | 0.00 |
| 18 | Dorsey, KD | 8 | 1 | 0 | 0 | 0 | 0.0 | 0 | 0 | 0.00 |
| 56 | Miller, Brian | 12 | 0 | 0 | 0 | 0 | 0.0 | 0 | 0 | 0.00 |
| 24 | Thompson, Joshua | 11 | 0 | 0 | 0 | 0 | 0.0 | 0 | 0 | 0.00 |
| | Team | 12 | 5 | 0 | 12 | -12 | -2.4 | 0 | 0 | -1.00 |
| 5 | Brin, Davis | 12 | 65 | 139 | 176 | -37 | -0.6 | 1 | 18 | -3.08 |
| | Total | 12 | 356 | 1767 | 276 | 1491 | 4.2 | 15 | 45 | 124.25 |
| | Opponents | 12 | 408 | 2186 | 318 | 1868 | 4.6 | 26 | 55 | 155.67 |

| # | Passing | GP | Rating | COMP-ATT-INT | PCT | YDS | TD | LG | AVG/G |
|----|------------------|-----------|---------------|-------------------|----------------|-------------|-----------|-----------|---------------|
| 5 | Brin, Davis | 12 | 129.18 | 330-510-16 | 64.71 % | 3431 | 22 | 76 | 285.92 |
| 12 | French, JC | 10 | 153.43 | 13-16-1 | 81.25 % | 122 | 1 | 25 | 12.20 |
| 22 | Arnold, OJ | 9 | 324.20 | 1-2-0 | 50.00 % | 26 | 1 | 26 | 2.89 |
| 17 | Cobb, Dalen | 11 | 0.00 | 0-1-0 | 0.00 % | 0 | 0 | 0 | 0.00 |
| 7 | Hood, Khaleb | 12 | 0.00 | 0-1-0 | 0.00 % | 0 | 0 | 0 | 0.00 |
| | Team | 12 | 0.00 | 0-5-0 | 0.00 % | 0 | 0 | 0 | 0.00 |
| | Total | 12 | 128.94 | 344-535-17 | 64.30 % | 3579 | 24 | 76 | 298.25 |
| | Opponents | 12 | 137.04 | 238-380-13 | 62.63 % | 2929 | 19 | 67 | 244.08 |

| # | Receiving | GP | NO | YDS | AVG | TD | LG | AVG/G |
|----|---------------------|-----------|------------|-------------|--------------|-----------|-----------|---------------|
| 7 | Hood, Khaleb | 12 | 94 | 917 | 9.76 | 5 | 43 | 76.42 |
| 2 | Burgess Jr., Derwin | 12 | 68 | 696 | 10.24 | 5 | 68 | 58.00 |
| 17 | Cobb, Dalen | 11 | 33 | 492 | 14.91 | 2 | 76 | 44.73 |
| 9 | Mcafee, Jjay | 11 | 32 | 316 | 9.88 | 3 | 32 | 28.73 |
| 4 | Queeley, Anthony | 12 | 28 | 275 | 9.82 | 3 | 18 | 22.92 |
| 1 | Barden, Jaylon | 8 | 16 | 183 | 11.44 | 1 | 43 | 22.88 |
| 6 | Upshaw, Keaton | 10 | 16 | 173 | 10.81 | 2 | 27 | 17.30 |
| 22 | Arnold, OJ | 9 | 9 | 117 | 13.00 | 0 | 44 | 13.00 |
| 21 | Sanders Jr., Marcus | 10 | 6 | 91 | 15.17 | 1 | 30 | 9.10 |
| 24 | Thompson, Joshua | 11 | 2 | 84 | 42.00 | 0 | 43 | 7.64 |
| 25 | White, Jalen | 10 | 16 | 65 | 4.06 | 1 | 11 | 6.50 |
| 19 | Dallas, Josh | 10 | 4 | 40 | 10.00 | 0 | 15 | 4.00 |
| 15 | Buchannon, DeAndre | 12 | 4 | 31 | 7.75 | 0 | 10 | 2.58 |
| 18 | Dorsey, KD | 8 | 5 | 31 | 6.20 | 0 | 11 | 3.88 |
| 11 | Johnson, Beau | 10 | 3 | 25 | 8.33 | 0 | 16 | 2.50 |
| 87 | Lester Jr., Evan | 11 | 2 | 22 | 11.00 | 1 | 21 | 2.00 |
| 31 | Mbadinga, David | 10 | 2 | 10 | 5.00 | 0 | 10 | 1.00 |
| 83 | Walton, Elija | 2 | 1 | 7 | 7.00 | 0 | 7 | 3.50 |
| 27 | Dirrim, Ethan | 12 | 3 | 4 | 1.33 | 0 | 2 | 0.33 |
| 12 | Hill Jr., Tracy | 12 | 0 | 0 | NaN | 0 | 0 | 0.00 |
| | Total | 12 | 344 | 3579 | 10.40 | 24 | 76 | 298.25 |
| | Opponents | 12 | 238 | 2929 | 12.31 | 19 | 67 | 244.08 |

| # | Punt Returns | NO | YRDS | AVG | TD | LG |
|----|------------------|-----------|------------|--------------|----------|-----------|
| 7 | Hood, Khaleb | 25 | 191 | 7.64 | 0 | 37 |
| 19 | Dallas, Josh | 1 | 9 | 9.00 | 0 | 9 |
| 1 | Barden, Jaylon | 1 | 4 | 4.00 | 0 | 4 |
| | Total | 27 | 204 | 7.56 | 0 | 37 |
| | Opponents | 8 | 105 | 13.13 | 0 | 47 |

| # | Interceptions | NO | YRDS | AVG | TD | LG |
|----|-----------------------|-----------|------------|--------------|----------|-----------|
| 5 | Smith, TJ | 3 | 54 | 18.00 | 0 | 43 |
| 1 | Watson-Trent, Marques | 2 | 50 | 25.00 | 1 | 50 |
| 16 | Davis, Tyrell | 1 | 28 | 28.00 | 1 | 28 |
| 9 | Jackson, Khadry | 1 | 20 | 20.00 | 1 | 20 |
| 4 | Hickman, Damel | 1 | 2 | 2.00 | 0 | 2 |
| 22 | Stampley II, Marc | 1 | 2 | 2.00 | 0 | 2 |
| 17 | Bartholomew, Shemar | 1 | 0 | 0.00 | 0 | 0 |
| 6 | Williams, Cam | 1 | 0 | 0.00 | 0 | 0 |
| 2 | Denton, Jalen | 1 | 0 | 0.00 | 0 | 0 |
| 7 | Lee Jr., Tarian | 1 | -2 | -2.00 | 0 | 0 |
| | Total | 13 | 154 | 11.85 | 3 | 50 |
| | Opponents | 17 | 146 | 8.59 | 0 | 36 |

| # | Kick Returns | NO | YRDS | AVG | TD | LG |
|----|--------------------|-----------|------------|--------------|----------|------------|
| 15 | Buchannon, DeAndre | 19 | 525 | 27.63 | 1 | 100 |
| 17 | Cobb, Dalen | 13 | 284 | 21.85 | 0 | 33 |
| 31 | Mbadinga, David | 2 | 35 | 17.50 | 0 | 19 |
| 27 | Dirrim, Ethan | 1 | 11 | 11.00 | 0 | 11 |
| | Total | 35 | 855 | 24.43 | 1 | 100 |
| | Opponents | 17 | 339 | 19.94 | 1 | 98 |

| # | Fumble Returns | NO | YRDS | AVG | TD | LG |
|---|--------------------|----|------|-----|----|----|
| | No data to report. | | | | | |





SEASON STATS

2023 Georgia Southern University Football Overall Statistics (as of Nov 29, 2023)

| # | Scoring | TD | FG | PAT | | | | | SAF | PTS |
|------------------|-----------------------|-----------|-----------|--------------|------------|----------|------------|----------|----------|------------|
| | | | | KICK | RUSH | RCV | PASS | DXP | | |
| 98 | Lantz, Michael | — | 23 | 42-42 | — | — | — | — | — | 111 |
| 25 | White, Jalen | 10 | — | — | — | — | — | — | — | 60 |
| 2 | Burgess Jr., Derwin | 5 | — | — | — | — | — | — | — | 30 |
| 7 | Hood, Khaleb | 5 | — | — | — | — | — | — | — | 30 |
| 22 | Arnold, OJ | 4 | — | — | — | — | — | — | — | 24 |
| 9 | Mcafee, Jjay | 3 | — | — | — | — | — | — | — | 18 |
| 4 | Queeley, Anthony | 3 | — | — | — | — | — | — | — | 18 |
| 17 | Cobb, Dalen | 2 | — | — | — | — | — | — | — | 12 |
| 6 | Upshaw, Keaton | 2 | — | — | — | — | — | — | — | 12 |
| 5 | Brin, Davis | 1 | — | — | — | 1 | 1-1 | — | — | 8 |
| 1 | Barden, Jaylon | 1 | — | — | — | — | — | — | — | 6 |
| 15 | Buchannon, DeAndre | 1 | — | — | — | — | — | — | — | 6 |
| 16 | Davis, Tyrell | 1 | — | — | — | — | — | — | — | 6 |
| 87 | Lester Jr., Evan | 1 | — | — | — | — | — | — | — | 6 |
| 9 | Jackson, Khadry | 1 | — | — | — | — | — | — | — | 6 |
| 31 | Mbadinga, David | 1 | — | — | — | — | — | — | — | 6 |
| 21 | Sanders Jr., Marcus | 1 | — | — | — | — | — | — | — | 6 |
| 1 | Watson-Trent, Marques | 1 | — | — | — | — | — | — | — | 6 |
| Total | | 43 | 23 | 42-42 | — | 1 | 1-1 | — | — | 371 |
| Opponents | | 46 | 11 | 42-42 | 2-2 | — | 0-2 | — | — | 355 |

| # | Field Goals | FGM-FGA | PCT | I20 | 20-29 | 30-39 | 40-49 | 50+ | LG | BLK |
|------------------|----------------|--------------|----------------|------------|------------|--------------|------------|------------|-----------|----------|
| 98 | Lantz, Michael | 23-28 | 82.14 % | 0-0 | 7-7 | 10-11 | 6-9 | 0-1 | 48 | 1 |
| | KONE,ISAAC | 0-1 | 0.00 % | 0-0 | 0-0 | 0-1 | 0-0 | 0-0 | 0 | 0 |
| Total | | 23-29 | 79.31 % | 0-0 | 7-7 | 10-12 | 6-9 | 0-1 | 48 | 1 |
| Opponents | | 11-15 | 73.33 % | 0-3 | 4-4 | 1-1 | 4-5 | 2-2 | 50 | 1 |

| FG Sequence | Georgia Southern | Opponents |
|------------------|------------------------|--------------|
| The Citadel | (22),(48) | - |
| UAB | (37),(38) | 35 |
| Wisconsin | 48 | - |
| Ball St. | (41),(26),(37),(35) | (23) |
| Coastal Carolina | (45),40,50 | 34 |
| James Madison | (43),(27) | (23),(46) |
| ULM | (27),48 | (27),(50) |
| Georgia State | (35),(34),(40) | 32 |
| Texas St. | (29) | (31) |
| Marshall | 38,(35),(38),(40),(21) | (22) |
| Old Dominion | (24) | (47),40,(22) |
| App State | (38),(34) | (24),(28) |

Numbers in (parentheses) indicate field goal was made.

| # | Total Offense | G | Plays | Rush | Pass | Total | AVG/G |
|------------------|------------------|-----------|------------|-------------|-------------|-------------|---------------|
| 5 | Brin, Davis | 12 | 575 | -37 | 3431 | 3394 | 282.83 |
| 25 | White, Jalen | 10 | 159 | 891 | 0 | 891 | 89.10 |
| 22 | Arnold, OJ | 9 | 72 | 405 | 26 | 431 | 47.89 |
| 12 | French, JC | 10 | 30 | 48 | 122 | 170 | 17.00 |
| 31 | Mbadinga, David | 10 | 18 | 68 | 0 | 68 | 6.80 |
| 17 | Cobb, Dalen | 11 | 6 | 43 | 0 | 43 | 3.91 |
| 90 | Smith, Alex | 12 | 2 | 27 | 0 | 27 | 2.25 |
| 20 | Gibbs, Terrance | 7 | 9 | 23 | 0 | 23 | 3.29 |
| 7 | Hood, Khaleb | 12 | 4 | 23 | 0 | 23 | 1.92 |
| 35 | Dixon II, Terron | 1 | 5 | 12 | 0 | 12 | 12.00 |
| | Team | 12 | 10 | -12 | 0 | -12 | -1.00 |
| Total | | 12 | 890 | 1491 | 3579 | 5070 | 422.50 |
| Opponents | | 12 | 788 | 1868 | 2929 | 4797 | 399.75 |

| # | Punting | NO | YDS | AVG | LG | TB | FC | I20 | 50+ | BLK |
|------------------|-------------|-----------|-------------|--------------|-----------|----------|-----------|-----------|----------|----------|
| 90 | Smith, Alex | 45 | 1809 | 40.20 | 58 | 4 | 16 | 18 | 5 | 0 |
| | Team | 1 | 0 | 0.00 | 0 | 0 | 0 | 0 | 0 | 1 |
| Total | | 46 | 1809 | 39.33 | 58 | 4 | 16 | 18 | 5 | 1 |
| Opponents | | 58 | 2378 | 41.00 | 74 | 1 | 10 | 14 | 7 | 1 |

| # | Kickoffs | NO | YDS | AVG | TB | OB |
|------------------|-----------------|-----------|-------------|-------------|-----------|----------|
| 98 | Lantz, Michael | 61 | 3831 | 62.8 | 43 | 2 |
| 97 | Franke, Brendan | 13 | 701 | 53.9 | 7 | 0 |
| Total | | 74 | 4532 | 61.2 | 50 | 2 |
| Opponents | | 66 | 4060 | 61.5 | 26 | 2 |



SEASON STATS

2023 Georgia Southern University Football Overall Statistics (as of Nov 29, 2023)

| # | Defensive Leaders | GP | Tackles | | | | Sacks NO-YDS | Pass Defense | | | Fumbles | | Blocked | |
|----|-----------------------|----|---------|------|-------|---------|-----------------|--------------|----|-----|---------|----|---------|-----|
| | | | Solo | ASST | TOT | TFL-YDS | | INT-YDS | BU | QBH | RCV-YDS | FF | KICK | SAF |
| 1 | Watson-Trent, Marques | 12 | 56 | 61 | 117.0 | 13.0-26 | 3.5-11 | 2-50 | 2 | 2 | — | 1 | — | — |
| 16 | Davis, Tyrell | 12 | 35 | 28 | 63.0 | 5.0-6 | — | 1-28 | 3 | — | 1-0 | — | — | — |
| 9 | Jackson, Khadry | 12 | 25 | 27 | 52.0 | 5.0-20 | 1.0-8 | 1-20 | 2 | 2 | 1-0 | 2 | — | — |
| 22 | Stampley II, Marc | 11 | 34 | 18 | 52.0 | 2.5-10 | 1.0-7 | 1-2 | 3 | — | — | — | — | — |
| 5 | Smith, TJ | 12 | 33 | 15 | 48.0 | 1.0-2 | — | 3-54 | 2 | — | — | — | — | — |
| 4 | Hickman, Damel | 11 | 30 | 6 | 36.0 | 2.0-10 | — | 1-2 | 7 | 1 | — | — | — | — |
| 91 | Rhodes, Davion | 12 | 11 | 21 | 32.0 | 4.5-23 | 1.0-4 | — | 2 | 5 | — | — | — | — |
| 17 | Bartholomew, Shemar | 12 | 26 | 5 | 31.0 | 2.0-5 | — | 1-0 | 13 | — | — | 2 | — | — |
| 7 | Lee Jr., Tarian | 10 | 18 | 12 | 30.0 | 3.5-7 | — | 1--2 | 1 | — | — | — | — | — |
| 88 | Rhodes, Justin | 12 | 15 | 15 | 30.0 | 12.0-45 | 1.5-13 | — | 2 | 5 | 1-0 | 1 | — | — |
| 13 | Walker, Isaac | 11 | 13 | 11 | 24.0 | 8.5-45 | 6.0-41 | — | 7 | 3 | 4-0 | 5 | 1 | — |
| 57 | Bullard, Latrell | 12 | 6 | 17 | 23.0 | 3.0-6 | — | — | 2 | 2 | — | — | — | — |
| 29 | Meyers, Justin | 9 | 14 | 7 | 21.0 | 1.5-4 | — | — | 1 | — | 1-0 | — | — | — |
| 90 | Davis, Da'Shawn | 11 | 8 | 11 | 19.0 | 6.5-24 | 2.5-16 | — | — | 2 | — | 2 | — | — |
| 94 | Fall, Elhadj | 12 | 9 | 9 | 18.0 | 5.0-25 | 4.0-24 | — | 1 | 1 | — | — | — | — |
| 20 | Robertson, Seth | 12 | 11 | 3 | 14.0 | 0.5-2 | — | — | 1 | — | — | 1 | — | — |
| 18 | Stroud, MJ | 11 | 7 | 6 | 13.0 | 0.5-1 | — | — | — | 3 | — | — | — | — |
| 79 | Wallace, Weston | 12 | — | 12 | 12.0 | 1.5-5 | 0.5-4 | — | 1 | 1 | — | — | — | — |
| 6 | Williams, Cam | 4 | 5 | 6 | 11.0 | 1.0-1 | — | 1-0 | — | 1 | — | — | — | — |
| 2 | Denton, Jalen | 8 | 6 | 4 | 10.0 | — | — | 1-0 | 1 | — | — | — | — | — |
| 15 | Gilmore, Davon | 12 | 8 | 2 | 10.0 | 2.0-13 | — | — | 2 | 1 | — | 1 | — | — |
| 14 | Green, Prince | 11 | 6 | 4 | 10.0 | 1.0-4 | 1.0-4 | — | 1 | — | — | — | — | — |
| 44 | Smyth, Jeffrey | 12 | 5 | 4 | 9.0 | — | — | — | — | — | — | — | — | — |
| 12 | Hill Jr., Tracy | 12 | 5 | 3 | 8.0 | — | — | — | 1 | — | — | — | — | — |
| 52 | Ferguson, Jacob | 9 | 2 | 5 | 7.0 | 1.0-9 | 1.0-9 | — | — | — | — | — | — | — |
| 11 | Ferguson, Jon | 12 | 6 | 1 | 7.0 | — | — | — | — | — | — | — | — | — |
| 53 | Locke, Trevon | 10 | 2 | 4 | 6.0 | 0.5-1 | — | — | — | — | — | — | — | — |
| 39 | Dedman, Reid | 12 | 2 | 2 | 4.0 | — | — | — | — | — | — | — | — | — |
| 25 | Jackson, Ayden | 9 | 3 | 1 | 4.0 | — | — | — | — | — | — | — | — | — |
| 99 | Smith, Kierron | 11 | 1 | 3 | 4.0 | — | — | — | — | — | — | — | — | — |
| 5 | Brin, Davis | 12 | 3 | — | 3.0 | — | — | — | — | — | — | — | — | — |
| 26 | Dial-Watson, Chase | 7 | — | 3 | 3.0 | — | — | — | — | — | — | — | — | — |
| 34 | Whitehead, Jamari | 4 | 2 | 1 | 3.0 | — | — | — | — | — | — | — | — | — |
| 17 | Cobb, Dalen | 11 | 2 | — | 2.0 | — | — | — | — | — | — | — | — | — |
| 45 | Crouch, Chris | 10 | 1 | 1 | 2.0 | — | — | — | — | — | — | — | — | — |
| 27 | Douglas, Andrew | 3 | 1 | 1 | 2.0 | — | — | — | — | — | — | — | — | — |
| 23 | Wingard, Mari | 10 | 2 | — | 2.0 | — | — | — | — | — | — | — | — | — |
| 2 | Burgess Jr., Derwin | 12 | 1 | — | 1.0 | — | — | — | — | — | — | — | — | — |
| 72 | Crowder, Khalil | 12 | 1 | — | 1.0 | — | — | — | — | — | — | — | — | — |
| 28 | Dial-Watson, Chandler | 3 | 1 | — | 1.0 | — | — | — | — | — | — | — | — | — |
| 87 | Lester Jr., Evan | 11 | 1 | — | 1.0 | — | — | — | — | — | — | — | — | — |
| 21 | Mathis, Caimon | 3 | — | 1 | 1.0 | — | — | — | — | — | — | — | — | — |
| 93 | Pikes, Troy | 1 | — | 1 | 1.0 | — | — | — | — | — | — | — | — | — |
| 21 | Sanders Jr., Marcus | 10 | 1 | — | 1.0 | — | — | — | — | — | — | — | — | — |
| 94 | Springer, Collin | 12 | 1 | — | 1.0 | — | — | — | — | — | — | — | — | — |
| 57 | Strong, Chandler | 12 | 1 | — | 1.0 | — | — | — | — | — | — | — | — | — |
| 89 | Wheeler, Jackson | 12 | — | 1 | 1.0 | — | — | — | — | — | — | — | — | — |
| 1 | Barden, Jaylon | 8 | — | — | — | — | — | — | — | — | — | — | — | — |
| 15 | Buchannon, DeAndre | 12 | — | — | — | — | — | — | — | — | — | — | — | — |
| 27 | Dirrim, Ethan | 12 | — | — | — | — | — | — | — | — | — | — | — | — |
| 7 | Hood, Khaleb | 12 | — | — | — | — | — | — | — | — | — | — | — | — |
| 98 | Lantz, Michael | 12 | — | — | — | — | — | — | — | — | — | — | — | — |
| 31 | Mbadinga, David | 10 | — | — | — | — | — | — | — | — | — | — | — | — |
| 9 | Mcafee, Jjay | 11 | — | — | — | — | — | — | — | — | — | — | — | — |
| 22 | Arnold, OJ | 9 | — | — | — | — | — | — | — | — | — | — | — | — |
| 42 | Palmer, Branden | 2 | — | — | — | — | — | — | — | — | — | — | 1 | — |
| 4 | Queueley, Anthony | 12 | — | — | — | — | — | — | — | — | — | — | — | — |
| 90 | Smith, Alex | 12 | — | — | — | — | — | — | — | — | — | — | — | — |
| TM | Team | 12 | — | — | — | — | — | — | — | — | — | — | — | — |
| 6 | Upshaw, Keaton | 10 | — | — | — | — | — | — | — | — | — | — | — | — |
| 25 | White, Jalen | 10 | — | — | — | — | — | — | — | — | — | — | — | — |





ROSTER

| No. | Name | Pos. | Ht. | Wt. | Cl. | Hometown | No. | Name | Pos. | Ht. | Wt. | Cl. | Hometown |
|-----|----------------------|------|------|-----|-------|------------------------|-----|-------------------|------|------|-----|-------|-------------------------|
| 1 | Jaylon Barden | WR | 5-11 | 180 | Sr. | Lizella, Ga. | 42 | Branden Palmer | DL | 6-2 | 210 | Fr. | Charlotte, N.C. |
| 1 | Marques Watson-Trent | LB | 5-11 | 225 | r-Jr. | Pittsburgh, Pa. | 43 | Jacob Hammonds | LB | 6-3 | 200 | r-Fr. | Griffin, Ga. |
| 2 | Derwin Burgess Jr. | WR | 5-11 | 190 | Jr. | Riverdale, Ga. | 44 | Jeffrey Smyth | DB | 5-11 | 195 | r-Sr. | Beaufort, S.C. |
| 2 | Jalen Denton | DB | 5-10 | 180 | r-Jr. | Memphis, Tenn. | 45 | Chris Crouch | DB | 6-0 | 200 | r-So. | Naples, Fla. |
| 4 | Damel Hickman | DB | 6-0 | 185 | 6th | Charlotte, N.C. | 47 | Elijah Hynes | DB | 6-0 | 200 | r-Fr. | Watkinsville, Ga. |
| 5 | Davis Brin | QB | 6-2 | 210 | 6th | Boerne, Texas | 48 | Zack Blackwell | LB | 6-1 | 235 | r-Fr. | Augusta, Ga. |
| 5 | TJ Smith | DB | 5-9 | 185 | r-Jr. | Atlanta, Ga. | 48 | Dylan Snyder | TE | 6-2 | 250 | r-So. | Florence, S.C. |
| 6 | Cam Williams | DB | 6-0 | 210 | r-Sr. | Bakersfield, Calif. | 49 | Amar Jenkins | DB | 5-10 | 180 | r-Fr. | St. Helena Island, S.C. |
| 7 | Khaleb Hood | WR | 5-10 | 180 | 5th | Atlanta, Ga. | 50 | Johnathan Douglas | DL | 6-2 | 340 | r-Jr. | McDonough, Ga. |
| 9 | Khadry Jackson | LB | 6-1 | 230 | 5th | Orlando, Fla. | 51 | Kebba Secka | DL | 6-3 | 250 | Fr. | Lithia Springs, Ga. |
| 9 | JJay McAfee | TE | 6-3 | 240 | 6th | Charleston, S.C. | 51 | Matthew Williams | OL | 6-3 | 290 | Fr. | Appling, Ga. |
| 10 | David Dallas | QB | 6-0 | 200 | r-Fr. | Sharpsburg, Ga. | 52 | Jacob Ferguson | DL | 6-3 | 245 | r-Jr. | Troy, Mo. |
| 11 | Beau Johnson | TE | 6-1 | 225 | r-Sr. | Plantation, Fla. | 53 | Trevon Locke | DL | 6-2 | 310 | r-Jr. | Savannah, Ga. |
| 11 | Jon Ferguson | LB | 6-1 | 235 | 6th | Manchester, Ga. | 55 | Ethan Williams | OL | 6-2 | 275 | Fr. | Palatka, Fla. |
| 12 | JC French | QB | 6-1 | 205 | r-Fr. | Roswell, Ga. | 56 | Brian Miller | OL | 6-3 | 300 | 7th | Savannah, Ga. |
| 12 | Tracy Hill Jr. | DB | 6-3 | 190 | r-Fr. | Athens, Ga. | 57 | Latrell Bullard | DL | 6-1 | 340 | So. | Smyrna, Ga. |
| 13 | Isaac Walker | DL | 6-2 | 225 | r-So. | Greensboro, N.C. | 57 | Chandler Strong | OL | 6-3 | 290 | r-Fr. | Warner Robins, Ga. |
| 13 | Coby Walton | QB | 6-1 | 180 | Fr. | Nolensville Tenn. | 58 | Aaron Pyron | OL | 6-4 | 315 | r-Sr. | Stone Mountain, Ga. |
| 14 | Prince Green | DB | 6-2 | 210 | r-So. | Griffin, Ga. | 60 | Rasheed Miller | OL | 6-7 | 310 | r-Jr. | Lake Wales, Fla. |
| 14 | Sam Kenerson | WR | 5-9 | 170 | r-Jr. | Baton Rouge, La. | 62 | Bryce Miller | OL | 6-2 | 315 | Fr. | Alamo, Ga. |
| 15 | DeAndre Buchannon | WR | 5-11 | 175 | Fr. | Atlanta, Ga. | 64 | Caelan Williams | OL | 6-7 | 300 | r-Jr. | Dublin, Ga. |
| 15 | Davon Gilmore | LB | 6-3 | 250 | r-Sr. | North Charleston, S.C. | 66 | Johnnie Brown III | OL | 6-2 | 350 | r-Fr. | Lilburn, Ga. |
| 16 | Tyrell Davis | DB | 6-1 | 200 | r-So. | Harrisburg, N.C. | 68 | Nate Lewis | OL | 6-3 | 285 | r-Fr. | Hazlehurst, Ga. |
| 16 | Colton FitzGerald | QB | 6-2 | 205 | r-So. | Santa Clarita, Calif. | 70 | Korbett MacGregor | OL | 6-3 | 295 | r-Fr. | Reidsville, Ga. |
| 17 | Shemar Bartholomew | DB | 6-1 | 200 | 6th | Houston, Texas | 71 | Robert Wright Jr. | OL | 6-4 | 290 | Fr. | Stockbridge, Ga. |
| 17 | Dalen Cobb | WR | 5-10 | 195 | So. | Washington, Ga. | 72 | Khalil Crowder | OL | 6-1 | 315 | 6th | Carrollton, Ga. |
| 18 | KD Dorsey | WR | 6-0 | 200 | Fr. | Hephzibah, Ga. | 74 | Pichon Wimbley | OL | 6-2 | 310 | So. | Newnan, Ga. |
| 18 | MJ Stroud | DL | 6-3 | 225 | r-Fr. | Covington, Ga. | 75 | Bryson Broadway | OL | 6-5 | 290 | Sr. | Dawsonville, Ga. |
| 19 | Beau Allen | QB | 6-2 | 215 | r-Jr. | Lexington, Ky. | 76 | CK Carter | OL | 6-6 | 290 | So. | Atlanta, Ga. |
| 19 | Josh Dallas | WR | 6-1 | 210 | r-Fr. | Sharpsburg, Ga. | 77 | Griffin Carder | OL | 6-4 | 285 | r-Sr. | Leesburg, Ga. |
| 20 | Terrance Gibbs | RB | 6-1 | 205 | r-Fr. | Winter Park, Fla. | 78 | Caleb Cook | OL | 6-3 | 310 | r-So. | Brunswick, Ga. |
| 20 | Seth Robertson | DB | 5-10 | 190 | Sr. | Madison, Ga. | 79 | Weston Wallace | DL | 6-4 | 345 | r-Jr. | Eatonton, Ga. |
| 21 | Caimon Mathis | DB | 6-0 | 170 | Fr. | DeSoto, Texas | 80 | Saan Lewis | WR | 5-11 | 190 | 6th | Orlando, Fla. |
| 21 | Marcus Sanders Jr. | WR | 6-3 | 195 | So. | Montezuma, Ga. | 81 | Parker Self | WR | 6-2 | 190 | r-Jr. | Douglasville, Ga. |
| 22 | OJ Arnold | RB | 5-10 | 185 | So. | Quitman, Ga. | 82 | Matthew Daniel | P | 5-11 | 175 | r-Sr. | Richmond Hill, Ga. |
| 22 | Marc Stampley II | DB | 5-11 | 180 | So. | Peachtree City, Ga. | 82 | JP Mikhael | TE | 6-3 | 240 | Fr. | Niceville, Fla. |
| 23 | Tyler Jordan | RB | 6-1 | 225 | r-Sr. | Macon, Ga. | 83 | Elija Walton | TE | 6-5 | 220 | Fr. | Ocala, Fla. |
| 23 | Mari Wingard | DB | 6-0 | 185 | 6th | Charlotte, N.C. | 84 | Ethan Christian | WR | 6-0 | 175 | Fr. | Athens, Ga. |
| 24 | Joshua Thompson | WR | 5-11 | 170 | So. | Queens N.Y. | 85 | Brooks Pangle | WR | 6-1 | 180 | r-Fr. | Appling, Ga. |
| 25 | Ayden Jackson | DB | 5-11 | 195 | Fr. | Marietta, Ga. | 86 | Graeme Williams | WR | 6-1 | 175 | r-So. | Monticello, Ga. |
| 25 | Jalen White | RB | 6-0 | 215 | Sr. | Daleville, Ala. | 87 | Evan Lester Jr. | TE | 6-2 | 220 | r-So. | Dalton, Ga. |
| 26 | Chase Dial-Watson | DB | 5-11 | 200 | r-Jr. | Gainesville, Ga. | 88 | Lawson Bachelder | WR | 6-4 | 205 | r-Jr. | Augusta, Ga. |
| 26 | Keion Wallace | WR | 6-2 | 200 | Fr. | Springfield, Ga. | 88 | Justin Rhodes | DL | 6-0 | 280 | r-Jr. | Durham N.C. |
| 27 | Ethan Dirrim | TE | 6-2 | 235 | Sr. | Canton, Ga. | 89 | Taylor Bradshaw | WR | 6-0 | 185 | Fr. | Jacksonville, Fla. |
| 27 | Andrew Douglas | DB | 5-11 | 190 | r-So. | Decatur, Ga. | 89 | Jackson Wheeler | LS | 6-3 | 230 | r-Sr. | Bainbridge, Ga. |
| 28 | J'shawn Anderson | RB | 6-0 | 190 | Fr. | Hartsville, S.C. | 90 | Da'Shawn Davis | DL | 6-2 | 230 | So. | Charlotte, N.C. |
| 28 | Chandler Dial-Watson | DB | 5-11 | 205 | r-Jr. | Gainesville, Ga. | 90 | Alex Smith | P | 6-6 | 215 | Fr. | Richmond, Australia |
| 29 | Justin Meyers | DB | 5-11 | 200 | r-So. | Washington, Ga. | 91 | Davion Rhodes | DL | 6-2 | 235 | r-So. | Camilla, Ga. |
| 29 | Jamarian Samuel | RB | 5-11 | 205 | Jr. | Ocala, Fla. | 92 | Kristian Varner | DL | 6-4 | 285 | r-Sr. | Hiram, Ga. |
| 30 | Alex Bowen | WR | 6-0 | 195 | r-Jr. | Glen Saint Mary, Fla. | 93 | Troy Pikes | DL | 6-3 | 310 | Fr. | Atlanta, Ga. |
| 30 | Jack Ferguson | DB | 5-11 | 190 | r-Jr. | Marietta, Ga. | 93 | Gaines Wood | LS | 6-0 | 200 | r-Fr. | Atlanta, Ga. |
| 31 | Jaden Martin-Burgess | DB | 6-1 | 190 | Fr. | Roswell, Ga. | 94 | Elhadj Fall | DL | 6-4 | 285 | r-Fr. | Marietta, Ga. |
| 31 | David Mbadanga | RB | 5-7 | 190 | Fr. | Atlanta, Ga. | 94 | Collin Springer | LS | 5-11 | 210 | 6th | Newberry, S.C. |
| 32 | Kevin Speed | DB | 6-1 | 200 | r-Fr. | Cairo, Ga. | 95 | Alijah Lacey | DL | 6-4 | 220 | Fr. | Savannah, Ga. |
| 33 | Robert Edwards III | RB | 5-11 | 220 | r-Fr. | Columbus, Ga. | 95 | Mark Langston | LS | 6-0 | 220 | r-Sr. | Savannah, Ga. |
| 33 | Holden Trice | LB | 5-11 | 215 | Fr. | Kennesaw, Ga. | 96 | Chase Folser | K | 5-11 | 185 | r-Fr. | McDonough, Ga. |
| 34 | JaMari Whitehead | LB | 6-2 | 210 | Fr. | Jacksonville, Fla. | 96 | Lonnie Leverette | DL | 6-2 | 250 | r-So. | Albany, Ga. |
| 35 | Terron Dixon II | RB | 5-10 | 185 | r-Sr. | Pembroke, Ga. | 97 | Brendan Franke | K | 6-3 | 255 | Sr. | Gretna, Neb. |
| 35 | Nigel Manns | LB | 6-2 | 230 | r-Jr. | Byron, Ga. | 97 | Myles Winslow | DL | 6-3 | 270 | r-So. | Orlando, Fla. |
| 36 | Treston Jordan | DB | 6-0 | 190 | r-Fr. | Alpharetta, Ga. | 98 | Michael Lantz | K | 6-0 | 190 | r-Sr. | Peachtree City, Ga. |
| 37 | Quincy Darnell | LB | 6-2 | 220 | r-Sr. | Alpharetta, Ga. | 98 | Tyler Padgett | DL | 6-5 | 235 | Fr. | Statesboro, Ga. |
| 38 | Kevin Douglas | WR | 5-9 | 170 | Fr. | Augusta, Ga. | 99 | Walker Bradberry | P | 6-0 | 160 | r-So. | Athens, Ga. |
| 39 | Reid Dedman | LB | 5-11 | 205 | r-Sr. | Carrollton, Ga. | 99 | Kierron Smith | DL | 6-0 | 335 | r-Sr. | Fitzgerald, Ga. |





DEPTH CHART

Offense

| | |
|---------------|---|
| LT | 56 Brian Miller 6-3 300 7th |
| | 77.... Griffin Carder.....6-4..... 285 R-Sr. |
| LG | 74 Pichon Wimbley 6-2 310 So. |
| | 58.... Aaron Pyron.....6-4..... 315 R-Sr. |
| C | 57 Chandler Strong 6-3 290 R-Fr. |
| | 55.... Ethan Williams.....6-2..... 275 Fr. |
| RG | 72 Khalil Crowder 6-1 315 6th |
| | 77.... Griffin Carder.....6-4..... 285 R-Sr. |
| RT | 60 Rasheed Miller 6-7 310 R-Jr. |
| | 75.... Bryson Broadway.....6-5..... 290 Sr. |
| QB | 5 Davis Brin 6-2 210 6th |
| | 12.... JC French6-1..... 205 R-Fr. |
| | 16.... Colton FitzGerald.....6-2..... 205 R-So. |
| RB | 25 Jalen White 6-0 215 Sr. |
| | 22.... OJ Arnold5-10..... 185 So. |
| | 31.... David Mbadinga.....5-7..... 190 Fr. |
| | 20.... Terrance Gibbs6-1..... 205 R-Fr. |
| TE | 9 Jjay McAfee 6-3 240 6th |
| | 27.... Ethan Dirrim.....6-2..... 235 Sr. |
| WR (Y) | 7 Khaleb Hood 5-10 180 5th |
| | 1..... Jaylon Barden.....5-11..... 180 Sr. |
| WR (H) | 17 Dalen Cobb 5-10 195 So. |
| | 24.... Joshua "Jet" Thompson ..5-11..... 170 So. OR |
| | 15.... DeAndre Buchannon5-11..... 175 Fr. |
| WR (Z) | 2 Derwin Burgess Jr. 5-11 190 Jr. |
| | 18.... KD Dorsey6-0..... 200 Fr. |
| WR (X) | 21 Marcus Sanders Jr. 6-3 195 So. |
| | 19.... Josh Dallas6-1..... 210 R-Fr. |

Defense

| | |
|-----------|--|
| DE | 13 Isaac Walker 6-2 225 R-So. |
| | 18.... MJ Stroud.....6-3..... 225 So. |
| | 52.... Jacob Ferguson.....6-3..... 245 R-Jr. |
| DT | 88 Justin Rhodes 6-0 280 R-Jr. |
| | 94.... Elhadj Fall.....6-4..... 285 R-Fr. OR |
| | 79.... Weston Wallace.....6-4..... 345 R-Jr. |
| DT | 57 Latrell Bullard 6-1 340 So. |
| | 53.... Trevon Locke.....6-2..... 310 R-Jr. |
| | 99.... Kierron Smith6-0..... 335 R-Sr. |
| DE | 91 Davion Rhodes 6-2 235 R-So. |
| | 90.... Da'Shawn Davis.....6-2..... 230 So. |
| LB | 9 Khadry Jackson 6-1 230 5th |
| | 11.... Jon Ferguson6-1..... 235 6th |
| | 34.... Jamari Whitehead6-2..... 210 Fr. |
| LB | 1 Marques Watson-Trent 5-11 225 R-Jr. |
| | 15.... Davon Gilmore6-3..... 250 R-Sr. |
| CB | 17 Shemar Bartholomew 6-1 200 6th |
| | 12.... Tracy Hill Jr.....6-3..... 190 R-Fr. |
| | 23.... Mari Wingard6-0..... 185 6th |
| CB | 4 Damel Hickman 6-0 185 6th |
| | 20.... Seth Robertson.....5-10..... 190 Sr. |
| NB | 22 Marc Stampley II 5-11 180 So. |
| | 2.... Jalen Denton.....5-10..... 180 R-Jr. |
| S | 5 TJ Smith 5-9 185 R-Jr. |
| | 14.... Prince Green.....6-2..... 210 R-So. |
| S | 16 Tyrell Davis 6-1 200 R-So. |
| | 25.... Ayden Jackson.....5-11..... 195 Fr. |

Special Teams

| | |
|-----------------|---|
| PK | 98 Michael Lantz 6-0 190 R-Jr. |
| | 97.... Brendan Franke6-3..... 255 Sr. |
| KO | 98 Michael Lantz 6-0 190 R-Jr. OR |
| | 97.... Brendan Franke6-3..... 255 Sr. |
| P | 90 Alex Smith 6-6 215 Fr. |
| | 82.... Matthew Daniel.....5-11..... 175 R-Sr. |
| HOLD | 82 Matthew Daniel 5-11 175 R-Sr. |
| | 99.... Walker Bradberry.....6-0..... 160 R-So. |
| SS | 89 Jackson Wheeler 6-3 230 R-Sr. |
| (FG/PAT) | 94.... Collin Springer.....5-11..... 210 6th |
| LS | 94 Collin Springer 5-11 210 6th |
| (FG/PAT) | 89.... Jackson Wheeler6-3..... 230 R-Sr. |
| KOR | 15 DeAndre Buchannon 5-11 175 Fr. |
| | 31 David Mbadinga 5-7 190 Fr. |
| PR | 7 Khaleb Hood 5-10 180 5th |
| | 22.... OJ Arnold5-10..... 185 So. |





DEPTH CHART

Offense

| | | | | |
|-------------|---|------------------|------------------|--------------|
| QB | 13 Parker Navarro..... | 6-0 | 203 | Gr. |
| | 9..... Callum Wither..... | 6-4..... | 205 | R-Fr. |
| | 15..... Jacob Winters..... | 6-2..... | 226 | Fr. |
| RB | 28 Rickey Hunt..... | 5-11 | 203 | Fr. |
| | 6..... Quintell Quinn..... | 6-1..... | 217 | R-So. |
| TE | 86 Tyler Foster..... | 6-7 | 249 | R-Sr. |
| | 87.... Will Kacmarek..... | 6-6..... | 256 | R-So. |
| | 14.... Bryce Butler | 6-3..... | 265 | R-Fr. |
| WR-Z | 16 Chase Hendricks..... | 6-0 | 195 | Fr. |
| | 11.... Rodney Harris..... | 6-2..... | 208 | R-Fr. |
| WR-X | 84 Aramoni Rhone..... | 6-5 | 193 | R-So. |
| | 89.... Khamani Debrow | 6-2..... | 189 | Fr. |
| WR-F | 12 Sam Wiglusz | 6-0 | 183 | Gr. |
| | 3..... Keegan Wilburn | 5-10..... | 183 | Gr. |
| LT | 53 Jay Amburgey..... | 6-6 | 305 | Gr. |
| | 77.... Jacob Dennison | 6-5..... | 316 | R-Jr. |
| LG | 72 Kurt Danneker..... | 6-4 | 332 | Gr. |
| | 61.... Kaden Rogers | 6-3..... | 293 | R-So. |
| C | 69 Parker Titsworth..... | 6-1 | 298 | R-Sr. |
| | 52.... Dane Jackson | 6-0..... | 290 | Fr. |
| | 67.... Kam Wright | 6-4..... | 333 | R-Fr. |
| RG | 66 Christophe Atkinson..... | 6-4 | 318 | R-Sr. |
| | 51.... Davion Weatherspoon | 6-0..... | 295 | R-So. |
| RT | 64 Shedrick Rhodes Jr. | 6-6 | 322 | R-Jr. |
| | 73.... Joseph Habinowski | 6-5..... | 315 | R-Jr. |

Defense

| | | | | |
|---------------|---|------------------|------------------|--------------|
| END | 17 ... Vonnie Watkins..... | 6-4 | 238 | Gr. |
| | 94.... Bradley Weaver..... | 6-4..... | 264 | R-So. |
| NOSE | 5 Rodney Mathews | 6-2 | 310 | Gr. |
| | 11.... Kobi Gorman | 6-2..... | 279 | Fr. |
| TACKLE | 0 Rayyan Buell | 6-3 | 277 | R-Sr. |
| | 81.... Bralen Henderson..... | 6-2..... | 276 | R-So. |
| JACK | 28 Shane Bonner..... | 6-0 | 220 | Gr. |
| | 19.... Kadin Schmitz | 6-1..... | 223 | Fr. |
| | 13.... Kaci Seegars..... | 6-2..... | 241 | R-So. |
| NICKEL | 22 Adonis Williams Jr. | 6-2 | 202 | So. |
| | 3..... Jeremiah Wood | 6-1..... | 210 | 6th |
| MIKE | 38 Keye Thompson..... | 6-1 | 239 | Gr. |
| | 35.... Shay Taylor..... | 6-3..... | 218 | R-So. OR |
| | 34.... Dylan Stevens | 5-10..... | 206 | R-Jr. |
| WILL | 32 Bryce Houston..... | 6-0 | 246 | Gr. |
| | 25.... Michael Molnar..... | 6-3..... | 213 | R-Fr. OR |
| | 9..... Caden Campolieti | 6-1..... | 223 | R-Sr. |
| BC | 7 Torrie Cox, Jr..... | 5-8 | 172 | R-So. |
| | 4..... Roman Parodie | 6-2..... | 194 | R-Jr. |
| SS | 21 Austin Brawley | 6-0 | 176 | So. |
| | 29.... Miles Fleming | 5-11..... | 189 | R-Jr. |
| FS | 26 Walter Reynolds | 6-1 | 196 | Gr. |
| | 30.... Ben Johnson..... | 6-3..... | 205 | R-Sr. |
| FC | 8 Justin Birchette..... | 5-9 | 184 | Gr. |
| | 12.... Tank Pearson | 5-9..... | 171 | Jr. |

Special Teams

| | | | | |
|-------------|-------------------------------------|------------------|------------------|--------------|
| K | 44 Gianni Spetic | 6-3 | 201 | Fr. |
| | 47.... Alex Kasee..... | 6-2..... | 161 | Fr. |
| P | 24 Jared Wheatley..... | 6-1 | 202 | Gr. |
| | 43.... Jack Wilson..... | 5-11..... | 224 | R-Jr. |
| LS | 31 Justin Holloway..... | 6-3 | 206 | 6th |
| | 45.... Ben Bergfeld..... | 5-8..... | 241 | R-Fr. |
| HOLD | 24 Jared Wheatley..... | 6-1 | 202 | Gr. |
| | 43.... Jack Wilson..... | 5-11..... | 224 | R-Jr. |
| KOR | 3 Keegan Wilburn..... | 5-10 | 183 | Gr. |
| | 21.... Austin Brawley..... | 6-0..... | 176 | So. |
| PR | 4 Tyler Walton..... | 5-10 | 187 | R-5th |
| | 12.... Tank Pearson | 5-9..... | 171 | Jr. |





12.16.23



11:00 AM



ROSTER

| No. | Name | Pos. | Ht. | Wt. | Cl. | Hometown | No. | Name | Pos. | Ht. | Wt. | Cl. | Hometown |
|-----|---------------------|------|------|-----|-------|--------------------------|-----|---------------------|------|------|-----|-------|----------------------|
| 0 | Rayyan Buell | DT | 6-3 | 277 | R-Sr. | Hornell, N.Y. | 34 | Dylan Stevens | LB | 5-10 | 206 | R-Jr. | Powell, Ohio |
| 2 | Alec Burton | TE | 6-4 | 246 | Gr. | Danville, Ind. | 35 | Shay Taylor | LB | 6-3 | 218 | R-So. | Mount Perry, Ohio |
| 2 | Nife Oseni | S | 5-9 | 195 | R-Jr. | Rolling Meadows, Ill. | 36 | Cam Dorsey | S | 6-1 | 215 | R-Jr. | Alpharetta, Ga. |
| 3 | Jeremiah Wood | S | 6-1 | 210 | 6th | Pickerington, Ohio | 37 | Xander Karagosian | S | 6-1 | 201 | R-Fr. | Jackson, Ohio |
| 3 | Keegan Wilburn | WR | 5-10 | 183 | Gr. | Nelsonville, Ohio | 38 | Keye Thompson | LB | 6-1 | 239 | Gr. | Barberton, Ohio |
| 4 | Roman Parodie | CB | 6-2 | 194 | R-Jr. | Fort Lauderdale, Fla. | 39 | Mekah Ryder | CB | 6-2 | 181 | So. | McKinney, Texas |
| 5 | Rodney Mathews | DT | 6-2 | 310 | Gr. | Memphis, Tenn. | 40 | Gino Williams | DL | 6-0 | 260 | Fr. | Pickerington, Ohio |
| 6 | Quintell Quinn | RB | 6-1 | 217 | R-So. | Columbus, Ohio | 41 | Devon Hunter | RB | 5-11 | 205 | R-So. | Avon, Ohio |
| 6 | Dontay Hunter II | DE | 6-4 | 261 | R-Sr. | Westerville, Ohio | 41 | Creed Hill | CB | 5-10 | 170 | Fr. | Medina, Ohio |
| 7 | Torrie Cox Jr. | CB | 5-8 | 172 | R-So. | Miami Gardens, Fla. | 42 | DJ Walker | S | 6-1 | 171 | Fr. | Aliquippa, Pa. |
| 8 | Justin Birchette | CB | 5-9 | 184 | Gr. | Palm Beach Gardens, Fla. | 43 | Jack Wilson | P | 5-11 | 224 | R-Jr. | Victoria, Australia |
| 8 | Jacoby Jones | WR | 6-3 | 228 | Sr. | Tunica, Miss. | 44 | Gianni Spetic | K | 6-3 | 201 | Fr. | Chardon, Ohio |
| 9 | Caden Campolieti | LB | 6-1 | 223 | R-Sr. | Cleveland, Ohio | 45 | Ben Bergfeld | LS | 5-8 | 241 | R-Fr. | Davenport, Iowa |
| 9 | Callum Wither | QB | 6-4 | 205 | R-Fr. | Mississauga, Ontario | 46 | Chase Hall | LB | | 200 | Fr. | Kitts Hill, Ohio |
| 10 | CJ Harris | QB | 6-4 | 220 | Gr. | West Bloomfield, Mich. | 47 | Alex Kasee | K | 6-2 | 161 | Fr. | Sylvania, Ohio |
| 10 | John Motton | S | 5-10 | 207 | R-So. | Groveport, Ohio | 48 | Aginon Wilson Jr. | RB | 5-10 | 203 | Fr. | Cleveland, Ohio |
| 11 | Rodney Harris II | WR | 6-2 | 208 | R-Fr. | Cincinnati, Ohio | 49 | Jalen Thomeson | S | 5-11 | 181 | Fr. | Greenwood, Ind. |
| 11 | Kobi Gorman | DT | 6-2 | 279 | Fr. | Pickerington, Ohio | 50 | Owen DiFranco | DE | 6-4 | 222 | Fr. | Glen Ellyn, Ill. |
| 11 | Sam Wiglusz | WR | 6-0 | 183 | Gr. | Brecksville, Ohio | 51 | Davion Weatherspoon | OL | 6-0 | 295 | R-So. | Harper Woods, Mich. |
| 12 | Tank Pearson | CB | 5-9 | 171 | Jr. | Oxford, Miss. | 52 | Dane Jackson | OL | 6-0 | 290 | R-Jr. | Berea, Ky. |
| 13 | Parker Navarro | QB | 6-0 | 203 | Gr. | Tempe, Ariz. | 53 | Jay Amburgey | OL | 6-6 | 305 | Gr. | Reynoldsburg, Ohio |
| 13 | Kaci Seegars | DE | 6-2 | 241 | R-So. | Charlotte, N.C. | 54 | Joe Oakes | OL | 6-4 | 289 | Gr. | Cincinnati, Ohio |
| 14 | Bryce Butler | TE | 6-2 | 258 | R-So. | Bowie, Md. | 55 | Jordon Jones | DT | 6-3 | 297 | R-Fr. | Ashland, Ky. |
| 14 | Kwame Sutton | DE | 6-0 | 244 | Gr. | Gaffney, S.C. | 56 | Hark Sohi | OL | 6-7 | 278 | R-So. | Solon, Ohio |
| 15 | David Patterson | DE | 6-2 | 230 | R-So. | Lilburn, Ga. | 60 | Demond Arter | OL | 6-4 | 313 | R-Jr. | Elkridge, Md. |
| 15 | Jacob Winters | QB | 6-2 | 226 | Fr. | Jackson, Ohio | 61 | Kaden Rogers | OL | 6-3 | 293 | R-So. | Hamilton, Ohio |
| 16 | Chris Mayfield | DT | 6-3 | 279 | R-Jr. | Hilliard, Ohio | 64 | Shedrick Rhodes Jr. | OL | 6-6 | 322 | R-Jr. | McDonough, Ga. |
| 16 | Chase Hendricks | WR | 6-0 | 195 | Fr. | St. Louis, Mo. | 65 | Jake Skelly | OL | 6-4 | 284 | R-So. | Columbus, Ohio |
| 17 | Vonnie Watkins | DE | 6-4 | 238 | Gr. | Lusby, Md. | 66 | Christophe Atkinson | OL | 6-4 | 318 | R-Sr. | Leesburg, Va. |
| 17 | Jailen Hammer | WR | 6-1 | 200 | Jr. | Clackamas, Ore. | 67 | Kam Wright | OL | 6-4 | 333 | R-Fr. | Granville, Ohio |
| 18 | Major Brown | WR | 6-2 | 216 | R-Jr. | Gahanna, Ohio | 69 | Parker Titsworth | OL | 6-1 | 298 | R-Sr. | Wexford, Pa. |
| 18 | Bailey Russ | S | 6-2 | 204 | R-So. | Cuyahoga Falls, Ohio | 71 | Aidan Johnson | OL | 6-3 | 316 | Fr. | Elkridge, Md. |
| 19 | Kadin Schmitz | DE | 6-1 | 223 | Fr. | Ashland, Ohio | 72 | Kurt Danneker | OL | 6-4 | 332 | Gr. | Linden, Pa. |
| 20 | Kendall Bannister | CB | 5-11 | 172 | Fr. | Woodbridge, Virginia | 73 | Joseph Habinowski | OL | 6-5 | 315 | R-Jr. | Pembroke Pines, Fla. |
| 20 | Jack Borer | WR | 6-2 | 193 | Fr. | Perrysburg, Ohio | 75 | Jarian Shelby | OL | 6-4 | 284 | R-Fr. | Luling, La. |
| 21 | Nolan McCormick | RB | 5-11 | 214 | R-So. | Mason, Ohio | 77 | Jacob Dennison | OL | 6-5 | 316 | R-Jr. | Mansfield, Ohio |
| 21 | Austin Brawley | S | 6-0 | 176 | So. | Massillon, Ohio | 80 | Ryan McDole | WR | 6-4 | 210 | R-Fr. | Cincinnati, Ohio |
| 22 | Adonis Williams Jr. | S | 6-2 | 202 | So. | South Euclid, Ohio | 81 | Bralen Henderson | DT | 6-2 | 276 | R-So. | Pittsburgh, Pa. |
| 23 | Desmond Duffy | WR | 5-8 | 189 | Fr. | Carmel, Indiana | 81 | Matthew Stuewe | WR | 6-2 | 192 | Fr. | Avon Lake, Ohio |
| 23 | Ryan Logan | DE | 6-7 | 236 | So. | Vandalia, Ohio | 83 | Christian Hilton | WR | 6-1 | 200 | So. | Granville, Ohio |
| 24 | Jared Wheatley | P | 6-1 | 202 | Gr. | Indian Trail, N.C. | 84 | Aramoni Rhone | WR | 6-5 | 196 | R-So. | Orlando, Fla. |
| 24 | Toby Adensaya | CB | 5-10 | 178 | Fr. | Ellicott City, M.D. | 85 | Mason Williams | TE | 6-5 | 252 | Fr. | Mogadore, Ohio |
| 25 | Michael Molnar | LB | 6-3 | 213 | R-Fr. | Mason, Ohio | 86 | Tyler Foster | TE | 6-7 | 249 | R-Sr. | Pickerington, Ohio |
| 25 | KJ Howard | WR | 5-7 | 167 | Jr. | Cincinnati, Ohio | 87 | Will Kacmarek | TE | 6-6 | 256 | R-So. | St. Louis, Mo. |
| 26 | Bryce Kitrell | RB | 5-11 | 195 | R-Jr. | Ashland, Neb. | 88 | Caleb Gossett | WR | 6-2 | 202 | R-So. | Lewis Center, Ohio |
| 26 | Walter Reynolds | S | 6-1 | 196 | Gr. | Detroit, Mich. | 89 | Khamani Debrow | WR | 6-2 | 189 | Fr. | Killeen, Texas |
| 27 | Jack Fries | LB | 6-2 | 210 | R-Fr. | Cincinnati, Ohio | 90 | Geo Loya | LB | 6-2 | 200 | So. | Macedonia, Ohio |
| 28 | Shane Bonner | DE | 6-0 | 220 | Gr. | New Concord, Ohio | 91 | Jay Crable | DE | 6-3 | 209 | Fr. | Massillon, Ohio |
| 28 | Rickey Hunt | RB | 5-11 | 203 | Fr. | Oklahoma City, Okla. | 92 | RJ Keuchler | DT | 6-5 | 268 | Fr. | Pickerington, Ohio |
| 29 | Miles Fleming | S | 5-11 | 189 | R-Jr. | Columbus, Ohio | 93 | Lukas Stiles | LB | | 228 | Fr. | Wadsworth, Ohio |
| 30 | Ben Johnson | S | 6-3 | 205 | R-Sr. | Pickerington, Ohio | 94 | Bradley Weaver | DE | 6-4 | 268 | R-So. | Hilliard, Ohio |
| 31 | Justin Holloway | LS | 6-3 | 206 | 6th | Venice, Fla. | 95 | Dane Middlebrook | DT | 6-0 | 330 | R-Jr. | Indianapolis, Ind. |
| 31 | Andrew Marshall | LB | 6-3 | 226 | Fr. | Carroll, Ohio | 97 | Austin Mitchell | DT | 6-2 | 245 | Fr. | Avon, Ohio / Avon / |
| 32 | Bryce Houston | LB | 6-0 | 246 | Gr. | Lewis Center, Ohio | 98 | Danny Novickas | DE | 6-3 | 228 | Fr. | Chigago, Ill. |
| 33 | Brady Sestilli | LB | 6-4 | 186 | Fr. | Delaware, Ohio | 99 | Joey Woolard | DT | 6-1 | 295 | R-Jr. | Grove City, Ohio |





SEASON STATS

Rushing

| Player | gp | att | gain | loss | net | avg | td | lg | avg/g |
|------------------|-----------|------------|-------------|------------|-------------|------------|-----------|-----------|--------------|
| Sieh Bangura | 12 | 178 | 822 | 11 | 811 | 4.6 | 7 | 26 | 67.6 |
| O'Shaan Allison | 12 | 139 | 490 | 38 | 452 | 3.3 | 3 | 30 | 37.7 |
| Kurtis Rourke | 11 | 67 | 325 | 106 | 219 | 3.3 | 4 | 25 | 19.9 |
| Parker Navarro | 5 | 10 | 107 | 0 | 107 | 10.7 | 0 | 52 | 21.4 |
| CJ Harris | 2 | 12 | 66 | 11 | 55 | 4.6 | 0 | 23 | 27.5 |
| Tyler Walton | 12 | 5 | 34 | 0 | 34 | 6.8 | 0 | 15 | 2.8 |
| Quintell Quinn | 6 | 5 | 22 | 0 | 22 | 4.4 | 0 | 8 | 3.7 |
| Rickey Hunt | 2 | 6 | 21 | 2 | 19 | 3.2 | 0 | 10 | 9.5 |
| Tristan Cox | 12 | 1 | 7 | 0 | 7 | 7.0 | 0 | 7 | 0.6 |
| Jared Wheatley | 12 | 1 | 0 | 15 | -15 | -15.0 | 0 | 0 | -1.3 |
| Team | 12 | 15 | 0 | 66 | -66 | -4.4 | 0 | 0 | -5.5 |
| Total | 12 | 439 | 1894 | 249 | 1645 | 3.7 | 14 | 52 | 137.1 |
| Opponents | 12 | 345 | 1452 | 300 | 1152 | 3.3 | 8 | 66 | 96.0 |

Passing

| Player | gp | effic | comp-att-int | pct | yds | td | lg | avg/g |
|------------------|-----------|--------------|-------------------|-------------|-------------|-----------|-----------|--------------|
| Kurtis Rourke | 11 | 132.5 | 195-307-5 | 63.5 | 2207 | 11 | 50 | 200.6 |
| CJ Harris | 2 | 94.8 | 25-49-3 | 51.0 | 248 | 2 | 22 | 124.0 |
| Parker Navarro | 5 | 170.6 | 7-10-1 | 70.0 | 65 | 2 | 32 | 13.0 |
| Miles Cross | 11 | 158.8 | 1-1-0 | 100.0 | 7 | 0 | 7 | 0.6 |
| Total | 12 | 128.5 | 228-367-9 | 62.1 | 2527 | 15 | 50 | 210.6 |
| Opponents | 12 | 117.4 | 202-330-12 | 61.2 | 2021 | 12 | 62 | 168.4 |

Receiving

| Player | gp | no. | yds | avg | td | lg | avg/g |
|------------------|-----------|------------|-------------|-------------|-----------|-----------|--------------|
| Sam Wiglusz | 11 | 51 | 596 | 11.7 | 3 | 38 | 54.2 |
| Miles Cross | 11 | 47 | 617 | 13.1 | 5 | 42 | 56.1 |
| Tyler Walton | 12 | 37 | 349 | 9.4 | 2 | 27 | 29.1 |
| Will Kacmarek | 12 | 22 | 243 | 11.0 | 2 | 36 | 20.3 |
| Tyler Foster | 10 | 19 | 202 | 10.6 | 0 | 50 | 20.2 |
| Sieh Bangura | 12 | 18 | 159 | 8.8 | 1 | 29 | 13.3 |
| O'Shaan Allison | 12 | 9 | 24 | 2.7 | 0 | 7 | 2.0 |
| Jacoby Jones | 3 | 8 | 147 | 18.4 | 0 | 42 | 49.0 |
| Chase Hendricks | 12 | 8 | 83 | 10.4 | 0 | 20 | 6.9 |
| Bryce Butler | 12 | 3 | 15 | 5.0 | 1 | 9 | 1.3 |
| Mason Williams | 5 | 3 | 78 | 26.0 | 1 | 34 | 15.6 |
| Kurtis Rourke | 11 | 1 | 7 | 7.0 | 0 | 7 | 0.6 |
| Keegan Wilburn | 10 | 1 | 4 | 4.0 | 0 | 4 | 0.4 |
| Rickey Hunt | 2 | 1 | 3 | 3.0 | 0 | 3 | 1.5 |
| Total | 12 | 228 | 2527 | 11.1 | 15 | 50 | 210.6 |
| Opponents | 12 | 202 | 2036 | 10.1 | 12 | 62 | 169.7 |

Punt Returns

| Player | no. | yds | avg | td | lg |
|------------------|-----------|------------|-------------|----------|-----------|
| Tyler Walton | 13 | 37 | 2.8 | 0 | 9 |
| Tank Pearson | 1 | 4 | 4.0 | 0 | 4 |
| Aramoni Rhone | 1 | 0 | 0.0 | 0 | 0 |
| Total | 15 | 41 | 2.7 | 0 | 9 |
| Opponents | 11 | 169 | 15.4 | 0 | 43 |

Interceptions

| Player | no. | yds | avg | td | lg |
|------------------|-----------|------------|-------------|----------|-----------|
| Bryce Houston | 3 | 24 | 8.0 | 0 | 24 |
| Austin Brawley | 2 | 5 | 2.5 | 0 | 5 |
| Tank Pearson | 2 | 4 | 2.0 | 0 | 4 |
| Keye Thompson | 1 | 8 | 8.0 | 0 | 8 |
| Walter Reynolds | 1 | 13 | 13.0 | 0 | 13 |
| Rodney Mathews | 1 | 0 | 0.0 | 0 | 0 |
| Torrie Cox Jr. | 1 | 22 | 22.0 | 0 | 22 |
| Shane Bonner | 1 | 21 | 21.0 | 1 | 21 |
| Total | 12 | 97 | 8.1 | 1 | 24 |
| Opponents | 9 | 193 | 21.4 | 1 | 72 |

Kick Returns

| Player | no. | yds | avg | td | lg |
|------------------|-----------|------------|-------------|----------|-----------|
| Keegan Wilburn | 9 | 164 | 18.2 | 0 | 28 |
| Tank Pearson | 2 | 44 | 22.0 | 0 | 28 |
| Ben Johnson | 1 | 16 | 16.0 | 0 | 16 |
| Sam Wiglusz | 1 | 15 | 15.0 | 0 | 15 |
| Shane Bonner | 1 | 19 | 19.0 | 0 | 19 |
| Total | 14 | 258 | 18.4 | 0 | 28 |
| Opponents | 41 | 720 | 17.6 | 0 | 53 |

Fumble Returns

| Player | no. | yds | avg | td | lg |
|------------------|----------|-----------|-------------|----------|-----------|
| Keye Thompson | 3 | 71 | 23.7 | 1 | 71 |
| Roman Parodie | 1 | 28 | 28.0 | 1 | 28 |
| Bryce Houston | 1 | 0 | 0.0 | 0 | 0 |
| Austin Brawley | 1 | 0 | 0.0 | 0 | 0 |
| Total | 6 | 99 | 16.5 | 2 | 71 |
| Opponents | 4 | 0 | 0.0 | 0 | 0 |



SEASON STATS

Scoring

| Player | td | fg | PAT | | | | dpx | saf | pts |
|------------------|-----------|--------------|--------------|----------|----------|----------|----------|----------|------------|
| | | | kick | rush | rcv | pass | | | |
| Gianni Spetic | - | 16-24 | 28-29 | - | - | - | - | - | 76 |
| Sieh Bangura | 8 | - | - | - | - | - | - | - | 48 |
| Miles Cross | 5 | - | - | - | - | - | - | - | 30 |
| Kurtis Rourke | 4 | - | - | - | - | 1 | - | - | 24 |
| O'Shaan Allison | 3 | - | - | - | - | - | - | - | 18 |
| Sam Wiglusz | 3 | - | - | - | - | - | - | - | 18 |
| Tyler Walton | 2 | - | - | - | 1 | - | - | - | 14 |
| Will Kacmarek | 2 | - | - | - | - | - | - | - | 12 |
| Keye Thompson | 1 | - | - | - | - | - | - | - | 6 |
| Roman Parodie | 1 | - | - | - | - | - | - | - | 6 |
| Bryce Butler | 1 | - | - | - | - | - | - | - | 6 |
| Shane Bonner | 1 | - | - | - | - | - | - | - | 6 |
| Mason Williams | 1 | - | - | - | - | - | - | - | 6 |
| Alex Kasee | - | 1-2 | 2-2 | - | - | - | - | - | 5 |
| Total | 32 | 17-26 | 30-31 | 0 | 1 | 1 | 0 | 0 | 275 |
| Opponents | 21 | 13-20 | 20-21 | 0 | 0 | 0 | 0 | 0 | 185 |

Field Goals

| Player | fg | pct. | 01-19 | 20-29 | 30-39 | 40-49 | 50-99 | lg | blk |
|------------------|--------------|-------------|------------|------------|------------|------------|------------|-----------|----------|
| Gianni Spetic | 16-24 | 66.7 | 2-2 | 9-10 | 4-6 | 1-4 | 0-2 | 40 | 1 |
| Alex Kasee | 1-2 | 50.0 | 0-0 | 0-0 | 1-1 | 0-1 | 0-0 | 39 | 0 |
| Opponents | 13-20 | 65.0 | 0-0 | 2-2 | 6-9 | 5-8 | 0-1 | 49 | 0 |

FG Sequence

| Team Name | Ohio | Opponents |
|---------------|-----------------|----------------|
| San Diego St. | (19),(40),31 | (49),38,(21) |
| LIU | (24),(25) | 31,(41) |
| Fla. Atlantic | 44,(39) | (37) |
| Iowa St. | 42,(27) | 47,37 |
| Bowling Green | 50,(27) | |
| NIU | (27),(37) | (31),(37),(32) |
| Western Mich. | (28),(19),40,26 | 46,41,(43) |
| Miami (OH) | (33) | (26),(40),(32) |
| Buffalo | (29),(25) | (41),55 |
| Central Mich. | (39),(33),36 | |
| Akron | (26),52,48 | |
| Kent St. | | (37) |

Numbers in (parentheses) indicate field goal was made

Total Offense

| Player | g | plays | rush | pass | total | avg/g |
|------------------|-----------|------------|-------------|-------------|-------------|--------------|
| Kurtis Rourke | 11 | 374 | 219 | 2207 | 2426 | 220.5 |
| Sieh Bangura | 12 | 178 | 811 | 0 | 811 | 67.6 |
| O'Shaan Allison | 12 | 139 | 452 | 0 | 452 | 37.7 |
| CJ Harris | 2 | 61 | 55 | 248 | 303 | 151.5 |
| Parker Navarro | 5 | 20 | 107 | 65 | 172 | 34.4 |
| Tyler Walton | 12 | 5 | 34 | 0 | 34 | 2.8 |
| Quintell Quinn | 6 | 5 | 22 | 0 | 22 | 3.7 |
| Rickey Hunt | 2 | 6 | 19 | 0 | 19 | 9.5 |
| Miles Cross | 11 | 1 | 0 | 7 | 7 | 0.6 |
| Tristan Cox | 12 | 1 | 7 | 0 | 7 | 0.6 |
| Jared Wheatley | 12 | 1 | -15 | 0 | -15 | -1.3 |
| Team | 12 | 0 | -66 | 0 | -66 | -5.5 |
| Total | 12 | 806 | 1645 | 2527 | 4172 | 347.7 |
| Opponents | 12 | 675 | 1152 | 2021 | 3173 | 264.4 |

Punting

| Player | no. | yds | avg | lg | tb | fc | i20 | 50+ | blk |
|------------------|-----------|-------------|-------------|-----------|----------|-----------|-----------|-----------|----------|
| Jack Wilson | 26 | 1122 | 43.2 | 58 | 3 | 5 | 11 | 8 | 0 |
| Jared Wheatley | 19 | 699 | 36.8 | 48 | 0 | 12 | 7 | 0 | 0 |
| Total | 45 | 1821 | 40.5 | 58 | 3 | 17 | 18 | 8 | 0 |
| Opponents | 50 | 2057 | 41.1 | 65 | 3 | 22 | 8 | 11 | 0 |

Kickoffs

| Player | no. | yds | avg | tb | ob | retn | net | ydln |
|------------------|-----------|-------------|-------------|-----------|----------|-----------|-------------|-----------|
| Alex Kasee | 61 | 3354 | 55.0 | 11 | 2 | | | |
| Total | 61 | 3354 | 55.0 | 11 | 2 | 39 | 36.5 | 28 |
| Opponents | 44 | 2684 | 61.0 | 24 | 1 | 14 | 40.2 | 24 |





SEASON STATS

Team Defense

| ## | Player | gp | Tackles | | | | tfl/yds | Sacks no-yds | Pass defense | | | Fumbles | | blkd | |
|---------------|---------------------|-----------|------------|------------|------------|---------------|---------------|-----------------|--------------|-----------|-------------|----------|----------|----------|-----|
| | | | ua | a | tot | | | | int-yds | brup | qbh | fr-yds | ff | kick | saf |
| 32 | Bryce Houston | 12 | 54 | 65 | 119 | 12.5-45 | 2.5-19 | 3-24 | 1 | 4 | 1-0 | 1 | . | . | |
| 38 | Keye Thompson | 12 | 42 | 52 | 94 | 10-29 | 1.5-9 | 1-8 | 2 | 4 | 3-71 | 1 | . | . | |
| 26 | Walter Reynolds | 12 | 22 | 42 | 64 | 1.5-3 | . | 1-13 | 2 | . | . | . | . | . | |
| 21 | Austin Brawley | 9 | 15 | 24 | 39 | 0.5-1 | . | 2-5 | 2 | . | 1-0 | . | . | . | |
| 22 | Adonis Williams Jr. | 11 | 20 | 17 | 37 | 3.5-14 | 1.5-8 | . | 2 | 3 | . | . | . | . | |
| 94 | Bradley Weaver | 12 | 14 | 17 | 31 | 10-29 | 4-9 | . | . | 7 | . | . | . | . | |
| 17 | Vonnie Watkins | 12 | 13 | 17 | 30 | 6-23 | 3-15 | . | . | 10 | . | 2 | . | . | |
| 7 | Torrie Cox Jr. | 11 | 16 | 14 | 30 | 2-3 | 1.5-3 | 1-22 | . | . | . | 1 | . | . | |
| 0 | Rayyan Buell | 12 | 11 | 18 | 29 | 11.5-49 | 4.5-25 | . | . | 3 | . | . | . | . | |
| 28 | Shane Bonner | 12 | 16 | 12 | 28 | 7.5-40 | 4.5-34 | 1-21 | . | 6 | . | . | . | . | |
| 8 | Justin Birchette | 11 | 15 | 12 | 27 | 2.5-6 | . | . | 9 | . | . | . | . | . | |
| 3 | Jeremiah Wood | 9 | 7 | 14 | 21 | 1.5-4 | . | . | 3 | 2 | . | . | . | . | |
| 5 | Rodney Mathews | 12 | 2 | 17 | 19 | 4.5-17 | 0.5-5 | 1-0 | 1 | 3 | . | . | . | . | |
| 14 | Kwame Sutton | 9 | 5 | 13 | 18 | 2.5-9 | 2-8 | . | . | 1 | . | . | . | . | |
| 81 | Bralen Henderson | 11 | 6 | 12 | 18 | 2-6 | 1-6 | . | . | 1 | . | 1 | . | . | |
| 30 | Ben Johnson | 12 | 3 | 14 | 17 | . | . | . | . | . | . | . | . | . | |
| 4 | Roman Parodie | 12 | 11 | 5 | 16 | 2-5 | . | . | 1 | . | 1-28 | 1 | . | . | |
| 35 | Shay Taylor | 10 | 6 | 8 | 14 | 0.5-0 | . | . | . | . | . | 1 | . | . | |
| 12 | Tank Pearson | 12 | 5 | 6 | 11 | 1.5-3 | . | 2-4 | 1 | . | . | . | . | . | |
| 48 | Tristan Cox | 12 | 3 | 6 | 9 | 1-2 | 0.5-1 | . | . | 3 | . | . | . | . | |
| 10 | John Motton | 12 | 4 | 4 | 8 | . | . | . | . | . | . | . | . | . | |
| 25 | Michael Molnar | 12 | 1 | 7 | 8 | . | . | . | . | . | . | . | . | . | |
| 34 | Dylan Stevens | 12 | 4 | 3 | 7 | . | . | . | . | . | . | . | . | . | |
| 9 | Caden Campolieti | 12 | 2 | 4 | 6 | . | . | . | . | . | . | . | . | . | |
| 6 | Dontay Hunter II | 7 | 3 | 2 | 5 | 2-9 | 2-9 | . | . | 1 | . | . | . | . | |
| 39 | Mekah Ryder | 9 | . | 5 | 5 | . | . | . | 1 | . | . | . | . | . | |
| 11 | Kobi Gorman | 9 | 4 | 1 | 5 | 1-9 | 1-9 | . | . | . | . | . | . | . | |
| 49 | Jalen Thomeson | 7 | 2 | 3 | 5 | . | . | . | . | 1 | . | . | . | . | |
| 13 | Kaci Seegars | 10 | 1 | 3 | 4 | . | . | . | . | 1 | . | 1 | . | . | |
| 3 | Keegan Wilburn | 10 | . | 2 | 2 | . | . | . | . | . | . | . | . | . | |
| 5 | Sieh Bangura | 12 | 2 | . | 2 | . | . | . | . | . | . | . | . | . | |
| 47 | Alex Kasee | 12 | 2 | . | 2 | . | . | . | . | . | . | . | . | . | |
| 13 | Parker Navarro | 5 | 1 | . | 1 | . | . | . | . | . | . | . | . | . | |
| 64 | Shedrick Rhodes | 12 | 1 | . | 1 | . | . | . | . | . | . | . | . | . | |
| 14 | Bryce Butler | 12 | 1 | . | 1 | . | . | . | . | . | . | . | . | . | |
| 20 | Kendall Bannister | 3 | 1 | . | 1 | . | . | . | . | . | . | . | . | . | |
| 29 | Miles Fleming | 11 | 1 | . | 1 | . | . | . | . | . | . | . | . | . | |
| 23 | Ryan Logan | 1 | 1 | . | 1 | . | . | . | . | . | . | . | . | . | |
| 19 | Kadin Schmitz | 10 | 1 | . | 1 | 1-8 | 1-8 | . | . | 2 | . | . | . | . | |
| 42 | DJ Walker | 3 | . | 1 | 1 | . | . | . | . | . | . | . | . | . | |
| 44 | Gianni Spetic | 11 | . | . | . | . | . | . | . | . | . | . | . | . | |
| Totals | | 12 | 318 | 420 | 738 | 87-314 | 31-168 | 12-97 | 25 | 52 | 6-99 | 9 | 0 | 0 | |
| Opponents | | 12 | 365 | 490 | 855 | 58-205 | 15-96 | 9-193 | 41 | 53 | 4-0 | 5 | 2 | 0 | |



MEET THE BOBCATS



24 Toby Adensaya
CB | FR



53 Jay Amburgey
OL | GR



60 Demond Arter
OL | R-JR



66 Christophe Atkinson
OL | R-SR



20 Kendall Bannister
CB | FR



45 Ben Bergfeld
LS | R-FR



8 Justin Birchette
CB | GR



28 Shane Bonner
DE | GR



20 Jack Borer
WR | FR



21 Austin Brawley
S | SO



18 Major Brown
WR | R-JR



0 Rayyan Buell
DT | R-SR



2 Alex Burton
TE | GR



14 Bryce Butler
TE | R-SO



9 Caden Campolieti
LB | R-SR



7 Torrie Cox Jr.
CB | R-SO



91 Jay Crable
DE | FR



72 Kurt Danneker
OL | GR



89 Khamani Debrow
WR | FR



77 Jacob Dennison
OL | R-JR



50 Owen DiFranco
DE | FR



36 Cam Dorsey
S | R-JR



23 Desmond Duffy
WR | FR



29 Miles Fleming
S | R-JR



86 Tyler Foster
TE | R-SR



MEET THE BOBCATS



27 Jack Fries
LB | R-FR



11 Kobi Gorman
DT | FR



88 Caleb Gossett
WR | R-SO



73 Joseph Habinowski
OL | R-JR



46 Chase Hall
LB | FR



17 Jaielen Hammer
WR | JR



11 Rodney Harris II
WR | R-FR



10 CJ Harris
QB | GR



81 Bralen Henderson
DT | R-SO



16 Chase Hendricks
WR | FR



41 Creed Hill
CB | FR



83 Christian Hilton
WR | SO



31 Justin Holloway
LS | 6th



32 Bryce Houston
LB | GR



25 KJ Howard
WR | JR



28 Rickey Hunt
RB | FR



6 Dontay Hunter II
DE | R-SR



41 Devon Hunter
RB | R-SR



52 Dane Jackson
OL | R-JR



71 Aidan Johnson
OL | FR



30 Ben Johnson
S | R-SR



8 Jacoby Jones
WR | SR



55 Jordon Jones
DT | R-FR



87 Will Kacmarek
TE | R-SO



37 Xander Karagosian
S | R-FR



MEET THE BOBCATS



47 Alex Kasee
K | FR



92 RJ Keuchler
DT | FR



26 Bryce Kitrell
RB | R-JR



23 Ryan Logan
DE | SO



90 Geo Loya
LB | SO



31 Andrew Marshall
LB | FR



5 Rodney Mathews
DT | GR



16 Chris Mayfield
DT | R-JR



21 Nolan McCormick
RB | R-SO



80 Ryan McDole
WR | R-FR



95 Dane Middlebrook
DT | R-JR



97 Austin Mitchell
DT | FR



25 Michael Molnar
LB | R-FR



10 John Motton
S | R-SO



13 Parker Navarro
QB | GR



98 Danny Novickas
DE | FR



54 Joe Oakes
OL | GR



2 Nife Oseni
S | R-JR



4 Roman Parodie
CB | R-JR



15 David Patterson
DE | R-SO



12 Tank Pearson
CB | JR



6 Quintell Quinn
RB | R-SO



26 Walter Reynolds
S | GR



64 Shedrick Rhodes Jr.
OL | R-JR



61 Kaden Rogers
OL | R-SO





MEET THE BOBCATS



18 Bailey Russ
S | R-SO



39 Mekah Ryder
CB | SO



19 Kadin Schmitz
DE | FR



13 Kaci Seegars
DE | R-SO



33 Brady Sestilli
LB | FR



75 Jarian Shelby
OL | R-FR



65 Jake Skelly
OL | R-SO



56 Hark Sohi
OL | R-SO



44 Gianni Spetic
K | FR



34 Dylan Stevens
LB | R-JR



93 Lukas Stiles
LB | FR



81 Matthew Stuewe
WR | FR



14 Kwame Sutton
DE | GR



35 Shay Taylor
LB | R-SO



49 Jalen Thomeson
S | FR



38 Keye Thompson
LB | GR



69 Parker Titsworth
OL | R-SR



42 DJ Walker
S | FR



17 Vonnie Watkins
DE | GR



51 Davion Weatherspoon
OL | R-SO



94 Bradley Weaver
DE | R-SO



24 Jared Wheatley
P | GR



12 Sam Wiglusz
WR | GR



3 Keegan Wilburn
WR | GR



22 Adonis Williams Jr.
S | SO



MEET THE BOBCATS



40 Gino Williams
DL | FR



85 Mason Williams
TE | FR



48 Aginon Wilson Jr.
RB | FR



43 Jack Wilson
P | R-JR



15 Jacob Winters
QB | FR



9 Callum Wither
QB | R-FR



3 Jeremiah Wood
S | 6th



99 Joey Woolard
DT | R-JR



67 Kam Wright
OL | R-FR



**ENGINEERING
& SURVEYING
CIVIL ENGINEERING &
LAND SURVEYING SERVICES**

www.G3Engineering.org

843.237.1001

Specializing in civil engineering & surveying solutions for commercial, institutional & residential stakeholders."

OHIO SEASON REVIEW



GAME 1

Aug. 26 at San Diego State | San Diego, Calif.

13 **20**

Ohio fell to San Diego State 20-13 in its Week 0 matchup at Snapdragon Stadium on Aug. 26.

Graduate student wide receiver Sam Wiglusz led Ohio with 10 receptions for 103 yards, followed by junior Miles Cross who scored Ohio's lone touchdown in the last two minutes of the game.

San Diego State marked redshirt senior O'Shaan Allison's first game since 2021; he had six carries for 27 yards. Freshman kicker Gianni Spetic also made his collegiate debut and went 2-for-3 on field goals and 1-for-1 on PATs.

Graduate student linebacker Bryce Houston led the Bobcats with 13 tackles, including seven solo stops.

Ohio held the lead throughout the second quarter of the game; however, San Diego State took the lead on an interception.

The Bobcats were unable to bounce back despite their last-minute touchdown.



GAME 2

Sept. 2 vs. LIU | Athens, Ohio

10 **27**

Ohio kicked off its home schedule with a 24-10 win over LIU on Sept. 2.

Ohio notched the win by scoring on back-to-back drives in the second quarter.

Graduate student quarterback Parker Navarro made his first appearance since he sustained an injury in 2022. He split time at his position with graduate student C.J. Harris.

Freshman tight end Mason Williams scored his first career touchdown on a 32-yard pass from Navarro in the third quarter.

Sophomore Austin Brawley also had an interception in the win, which kept LIU's offense at bay.

The win marked Ohio's seventh-straight win at home.



GAME 3

Sept. 9 at FAU | Boca Raton, Fla.

17 **10**

Ohio earned its first road win of the season with a 17-10 routing of Florida Atlantic.

Graduate student Kurtis Rourke returned at quarterback for the Bobcats and threw for 203 yards and a touchdown.

Redshirt senior O'Shaan Allison led Ohio on the ground with 80 rushing yards on 22 carries, along with his first touchdown since 2019.

The Bobcats opened the game with back-to-back interceptions to put the ball back in their hands, however they still had to work out of a deficit.

Freshman kicker Alex Kasee knocked in his first career PAT to help out the Bobcats, but it was the defense that gave them the edge.

Graduate student Keye Thompson led the Bobcats with seven tackles and one quarterback hurry.



SEASON REVIEW



GAME 4

Sept. 16 vs. Iowa State | Athens, Ohio

7 **10**

Ohio defeated Iowa State 10-7 at home on Sept. 16 to mark its first Power Five win since 2017 and eighth-straight victory at home.

Ohio also had its first game without a turnover since 2022 that Saturday.

With the help of its defense, Ohio held Iowa State to its first scoreless first half since 2019.

Redshirt sophomore cornerback Torrie Cox Jr. notched an interception for a 22-yard return in the second half to keep Iowa State out of the endzone.

Graduate student wide receiver Sam Wiglusz scored Ohio's lone touchdown on a five-yard pass from graduate student quarterback Kurtis Rourke.

Rourke finished the game with 135 passing yards.



GAME 5

Sept. 23 at Bowling Green | Bowling Green, Ohio

38 **7**

The Bobcats had an explosive game against the Falcons, which resulted in a 38-7 win at Doyt L. Perry Stadium.

They scored three touchdowns in the first quarter, including one on a 71-yard fumble recovery by graduate student linebacker Keye Thompson.

History repeated itself in the second quarter when redshirt junior cornerback Roman Parodie recovered a forced fumble for a 28-yard return.

Junior wide receiver Miles Cross put on the finishing touches with a 19-yard touchdown to bump the score up to 38-0 before Bowling Green broke the shutout.

Ohio held Bowling Green to 206 yards on total offense for its second-lowest opponent total of the season.



GAME 6

Oct. 7 vs. Kent State | Athens, Ohio

17 **42**

Ohio defeated Kent State 42-17 on Oct. 7 to start 2-0 in Mid-American Conference play for the first time since 2016.

The Bobcats' defense recorded four sacks in the first half to keep the Golden Flashes off the board.

However, Kent State became the earliest team to score a touchdown on Ohio after they scored in the second quarter.

Junior wide receiver Miles Cross led the Bobcats with 125 yards and two touchdowns. Redshirt sophomore running back Sieh Bangura also contributed two touchdowns, one being his first of the season.

Freshman kicker Gianni Spetic also contributed to the score as he went 6-for-6 on PATs.

Graduate student quarterback Parker Navarro led the Bobcats in rushing with 65 yards on three attempts.





SEASON REVIEW



GAME 7

Oct. 14 at Northern Illinois | DeKalb, Ill.



13



23

The Bobcats fell to the Huskies 23-13 on Oct. 14 in DeKalb.

Northern Illinois became the first team to score a touchdown in the first quarter against Ohio, too.

It sealed the win with a touchdown and a field goal in the third quarter.

Despite the loss, several Ohio student-athletes reached milestones.

Graduate student Kurtis Rourke's 159 passing yards broke 1,000 on the season and graduate student wide receiver Sam Wiglusz recorded his 100th reception as a Bobcat.

Rourke scored Ohio's lone touchdown on a 5-yard rush in the first half.



GAME 8

Oct. 21 vs. Western Michigan | Athens, Ohio



17



20

Ohio defeated Western Michigan 20-17 on Oct. 21 to become bowl eligible for the second season in a row.

Graduate student quarterback Parker Navarro came in for a snap to feed the ball to redshirt sophomore Sieh Bangura for the Bobcats' first touchdown of the game.

Ohio collected its second-most rushing yards of the season with 185. Bangura accounted for 85 of those yards.

Graduate student wide receiver Sam Wiglusz also contributed to the ball movement with 155 yards on 10 receptions for a new career-high yards in a game.

Wiglusz also contributed a touchdown.



GAME 9

Oct. 28 vs. Miami (Ohio) | Athens, Ohio



30



16

Ohio fell 30-16 to the eventual MAC Champions on Oct. 28 at home.

It was Ohio's first loss to Miami since 2019.

The Bobcats started the game strong on a sack by Graduate student defensive end Kwame Sutton, his second of the season.

Ohio's downfall was its lack of rushing yards. It collected 50 compared to Miami's 188.

Redshirt sophomore running back Sieh Bangura scored Ohio's first touchdown of the day on a 1-yard reception from redshirt fifth year wide receiver Tyler Walton.

However, Miami built a lead off of three field goals that Ohio could not catch up with despite holding Miami to its least passing yards of the season thus far.

Graduate student wide receiver Sam Wiglusz and junior wide receiver Miles Cross led the Bobcats with 79 receiving yards each.



SEASON REVIEW



GAME 10

Nov. 7 at Buffalo | Buffalo, N.Y.

20 **10**

Ohio defeated Buffalo 20-10 on Nov. 7 after a close game for its first road victory against Buffalo since 2019.

Graduate student quarterback Kurtis Rourke finished the game without an interception and threw 121 yards.

Redshirt sophomore Sieh Bangura led the ground game with 78 rushing yards on 17 carries for both of Ohio's touchdowns.

Freshman kicker Gianni Spetic aided the effort with two field goals and two PATs.

On defense, graduate student linebackers Keye Thompson and Bryce Houston led the team with 13 and 12 total tackles each.



GAME 11

Nov. 15 vs. Central Michigan | Athens, Ohio

20 **34**

Ohio defeated Central Michigan for the first time since 2011 on Nov. 15 to the tune of 34-20.

It was head coach Tim Albin's second ever win against the Chippewas.

Ohio scored on its opening drive via a 39-yard field goal by freshman kicker Gianni Spetic, who went 2-for-3 in field goals and 4-for-4 on PATs.

Graduate student defensive end Shane Bonner added to the score when he snagged a pick six on the next drive for his first career touchdown.

Central Michigan marked the sixth win that Ohio had the lead before halftime in.

It was also the second game in a row that Ohio did not have a passing touchdown. Graduate student quarterback Kurtis Rourke contributed a 16-yard rushing touchdown and 222 passing yards to the offense.



GAME 12

Nov. 24 at Akron | Akron, Ohio

25 **14**

Kurtis Rourke became the second leading passer in program history during Ohio's 25-14 win over Akron on Nov. 24.

He threw for 208 yards to overtake his older brother, Nathan.

Junior wide receiver Miles Cross scored Ohio's lone passing touchdown of the game, while redshirt sophomore Sieh Bangura scored a rushing touchdown.

Bangura led the rushers with 121 net yards and 23 attempts while Rourke had nine carries on 10 yards.

On defense, graduate student linebacker Bryce Houston (Lewis Center, Ohio) led the defense with six tackles—including three solo stops—and one interception.

The Bobcats' defense held the Zips for the rest of the game, allowing Ohio's offense to reclaim possession for the final drive of the game.

HEAD COACH



TIM ALBIN is in his third season as head coach of Ohio football after being promoted on July 15, 2021. Albin joined the Ohio football coaching staff as offensive coordinator on Jan. 4, 2005, reuniting with Frank Solich after four seasons together at Nebraska. The 2023 season will mark Albin's 19th year in Athens.

The 2023 squad finished the regular season with a 9-3 record, marking the first time Ohio football finished consecutive regular seasons with nine wins. Notably, Ohio defeated Iowa State 10-7 at home (Sept. 16) to mark its first Power Five win since 2017 during a five-game winning streak. Later in the season, their 34-20 victory over Central Michigan marked the first time since 2011 the Bobcats defeated the Chippewas and the first time they won this matchup at home since 2000.

The 2022 football team finished the season as MAC East (7-1) and Arizona Bowl Champions with a 10-4 record, marking its first 10-win season since 2011 and the second-best turnaround in FBS football last year. The Bobcats were also undefeated at home, posting a 6-0 record on Frank Solich Field at Peden Stadium, and wrapped up the regular season with a seven-game winning streak.

This performance earned Albin MAC Coach of the Year honors, quarterback Kurtis Rourke MAC Offensive Player of the Year honors as well as the Vern Smith Leadership Award and running back Sieh Bangura MAC Freshman of the Year accolades.

Since his arrival in Athens, Albin has produced offensive units that have consistently ranked among the top of the Mid-American Conference. He also has directed an offensive attack that has practically rewritten all of Ohio's rushing, passing records, and scoring records.



In the past 10 seasons, Albin's offensive units rank No. 1, 2, 4, 5, 6, 7, and 8 on the Ohio all-time Top 10 single season scoring list. The Bobcats 368 points in 2016 rank fourth on the all-time list.

Albin spent the 2004 season as offensive coordinator and running backs coach at North Dakota State, helping the Bison to an 8-3 record and No. 25 national ranking in their first season at the Division I-AA level. NDSU finished the season averaging 378.5 yards of total offense, including 192.4 on the ground, and had four offensive players named first-team All-Great West Football Conference.

Albin served with Solich at Nebraska from 2000 to 2003. He started with the Cornhusker program as a graduate assistant, a position he held for three seasons before being promoted to running backs coach and passing game coordinator for the 2003 season. Working with the Nebraska tight ends as a graduate assistant, Albin helped Tracey Wistrom earn third-team All-America status in back-to-back seasons.

Prior to his stint at Nebraska, Albin was the head coach at Northwestern Oklahoma State for three seasons, winning the NAIA national championship in 1999 with a 13-0 record. He was named NAIA Football Coach of the Year by Rawlings and American Football Coach Magazine as the Rangers recorded their first undefeated season in history. Six of his players earned NAIA



All-America honors. Albin's three squads improved every season going from 5-5 in 1997 to 7-3 in 1998.

Returning to his alma mater in 1994, Albin served as Northwestern Oklahoma State's offensive coordinator and head men's and women's cross country and track and field coach prior to his promotion to head coach of the football program.

He earned Oklahoma Intercollegiate Conference Coach of the Year honors twice for his work with the men's track program, leading them to back-to-back league titles. Albin got his start in coaching at Northeastern State (Okla.) in 1989 where he won two conference titles as an assistant football coach and two more as head of the men's track program.

As a player, Albin was a first-team All-Oklahoma Intercollegiate Conference selection as a wide receiver in each of his final three seasons as a member of the Northwestern Oklahoma State squad. He added to those honors by becoming the first Rangers' player to earn All-District IX status three times.

Albin received His bachelor's of science in business administration from Northwestern Oklahoma State in 1989 and a master's of science from Northeastern State in 1991. A native of Woodward, Okla., Albin was born on Sept. 13, 1965. He and his wife, Brooke, have two children - daughter Tori, and son Treyce.

COACHING FILE

| | |
|--------------------|---|
| 1989-91..... | Northeastern State - GA/Wide Receivers |
| 1992-93 | Northeastern State - Offensive Coordinator/OL |
| 1994-96 .. | NW Oklahoma State - Offensive Coordinator/OL |
| 1997-99 | NW Oklahoma State - Head Coach |
| | 1997 - 5-5 |
| | 1998 - 7-3 |
| | 1999 - 13-0 |
| | Total - 25-8 |
| 2000-02..... | Nebraska - Graduate Assistant |
| 2003 | Nebraska - Pass Game Coordinator/RB |
| 2004..... | North Dakota State - Offensive Coordinator/RB |
| 2005-18 | Ohio - Offensive Coordinator/RB |
| 2019-20 | Ohio - Assistant Head Coach/OC/RB |
| 2021-Present | Ohio - Head Coach |
| | 2021 - 3-9 (3-5 MAC) |
| | 2022 - 10-4 (7-1 MAC) |
| | 2023 - 9-3 (6-2 MAC) |
| | Total - 22-16 (16-8) |

OHIO COACHING STAFF



Spence Nowinsky
Defensive Coordinator



Scott Isphording
Offensive Coordinator
Quarterbacks



Allen Rudolph
Co-Offensive Coordinator
Offensive Line



Dwayne Dixon
Wide Receivers



Tremayne Scott
Defensive Tackles



John Hauser
Defensive Passing Game
Coordinator/Safeties



Brian Smith
Associate Head Coach
Pass Game Coordinator/RB



De'Angelo Smith
Cornerbacks
Dir. of Player Development



Nate Faanes
Special Teams Coordinator
Linebackers



Brian Metz
Tight Ends
Recruiting Coordinator



Julie Cromer
Director of Athletics

The Ohio University Athletics Department is a dynamic team of student-athletes, coaches and administrators with a vision to demonstrate unprecedented excellence in athletics, academics and student-athlete development. Ohio offers 16 varsity sports with over 450 student-athletes competing at the highest level of collegiate athletics.

The Bobcats are led by Julie Cromer, who became Ohio's first female athletics director on August 31, 2019. Under her leadership, the Bobcats have enjoyed success both in the classroom and in competition. Ohio has competed in two bowl games, won one NCAA Men's Basketball Tournament game, competed in 4 WNITs, one NCAA soccer tournament and had NCAA qualifiers in men's cross country and wrestling. In the classroom, Ohio's NCAA Graduation Rates have reached record numbers under Cromer's leadership with a 94% Graduation Success Rate in 2022, the third-straight year Ohio led the MAC and set a GSR record.

Ohio is a charter member (1946) of the Mid-American Conference. The Bobcats have won over 100 team titles across all 16 active sports. Ohio most recently won the Mid-American Conference earlier this season, when soccer won the MAC Tournament title to reach the NCAA Tournament for the first time in program history.

Ohio's football program has competed in 14 bowl games, with a 6-8 record. Ohio is currently on a four-game winning streak in bowl games, last winning the Arizona Bowl in 2022 over Wyoming. Ohio has five MAC championships, and six Buckeye Athletic Association titles, which they were a part of from 1910-1925.

Notable for Ohio athletes include Mike Schmidt (baseball), Jason Preston (men's basketball), Gary Trent (men's basketball) and Allie Laforce (women's basketball).





Dr. Lori Stewart Gonzalez
President

Ohio University strives to be the best student-centered, transformative learning community in America, where students realize their promise, faculty advance knowledge, staff achieve excellence, and alumni become global leaders. OHIO is committed to fostering, embracing, and celebrating diversity in all its forms.

Our Athens Campus offers students a residential learning experience in one of the nation's most picturesque academic settings. Additional campuses and centers serve students across the state, and online programs further advance the University's commitment to providing educational access and opportunity. Ohio University is a Carnegie R1-classified research-intensive institution with a record of advancing knowledge through discovery and innovation in the natural and biomedical sciences, humanities and arts, and engineering. Visit www.ohio.edu for more information.



#MACTION

GETSOMEMACTION.COM





12.16.23



11:00 AM



BOWL SCHEDULE

| Date | Bowl | Location | Matchup | Time | TV |
|---------|--|---------------------|---------------------------------------|------------|-------|
| Dec. 16 | Myrtle Beach Bowl | Conway, S.C. | Georgia Southern vs. Ohio | 11:00 a.m. | ESPN |
| Dec. 16 | Cricket Celebration Bowl | Atlanta, Ga. | Howard vs. Florida A&M | 12:00 p.m. | ABC |
| Dec. 16 | R+L Carriers New Orleans Bowl | New Orleans, La. | Jacksonville State vs. Louisiana | 2:15 p.m. | ESPN |
| Dec. 16 | Avocados From Mexico Cure Bowl | Orlando, Fla. | Miami (Ohio) vs. Appalachian State | 3:30 p.m. | ABC |
| Dec. 16 | Isleta New Mexico Bowl | Albuquerque, N.M. | New Mexico State vs. Fresno State | 5:45 p.m. | ESPN |
| Dec. 16 | LA Bowl | Inglewood, Calif. | UCLA vs. Boise State | 7:30 p.m. | ABC |
| Dec. 16 | Radiance Technologies Independence Bowl | Shreveport, La. | Cal vs. Texas Tech | 9:15 p.m. | ESPN |
| Dec. 18 | Famous Toastery Bowl | Charlotte, N.C. | Western Kentucky vs. Old Dominion | 2:30 p.m. | ESPN |
| Dec. 19 | Scooter's Coffee Frisco Bowl | Frisco, Texas | UTSA vs. Marshall | 9:00 p.m. | ESPN |
| Dec. 21 | RoofClaim.com Boca Raton Bowl | Boca Raton, Fla. | South Florida vs. Syracuse | 8:00 p.m. | ESPN |
| Dec. 22 | Union Home Mortgage Gasparilla Bowl | Tampa, Fla. | Georgia Tech vs. UCF | 6:30 p.m. | ESPN |
| Dec. 23 | Birmingham Bowl | Birmingham, Ala. | Troy vs. Duke | 12:00 p.m. | ABC |
| Dec. 23 | Camellia Bowl | Montgomery, Ala. | Arkansas State vs. Northern Illinois | 12:00 p.m. | ESPN |
| Dec. 23 | Lockheed Martin Armed Forces Bowl | Fort Worth, Texas | James Madison vs. Air Force | 3:30 p.m. | ABC |
| Dec. 23 | Famous Idaho Potato Bowl | Boise, Idaho | Georgia State vs. Utah State | 3:30 p.m. | ESPN |
| Dec. 23 | 68 Ventures Bowl | Mobile, Ala. | South Alabama vs. Eastern Michigan | 7:00 p.m. | ESPN |
| Dec. 23 | SRS Distribution Las Vegas Bowl | Las Vegas, Nev. | Utah vs. Northwestern | 7:30 p.m. | ABC |
| Dec. 23 | EasyPost Hawai'i Bowl | Honolulu, Hawai'i | Coastal Carolina vs. San Jose State | 10:30 p.m. | ESPN |
| Dec. 26 | Quick Lane Bowl | Detroit, Mich. | Bowling Green vs. Minnesota | 2:00 p.m. | ESPN |
| Dec. 26 | SERVPRO First Responder Bowl | Dallas, Texas | Texas State vs. Rice | 5:30 p.m. | ESPN |
| Dec. 26 | Guaranteed Rate Bowl | Phoenix, Ariz. | Kansas vs. UNLV | 9:00 p.m. | ESPN |
| Dec. 27 | Military Bowl presented by GoBowling.com | Annapolis, Md. | Virginia Tech vs. Tulane | 2:00 p.m. | ESPN |
| Dec. 27 | Duke's Mayo Bowl | Charlotte, N.C. | North Carolina vs. West Virginia | 5:30 p.m. | ESPN |
| Dec. 27 | DirecTV Holiday Bowl | San Diego, Calif. | Louisville vs. USC | 8:00 p.m. | FOX |
| Dec. 27 | TaxAct Texas Bowl | Houston, Texas | Texas A&M vs. Oklahoma State | 9:00 p.m. | ESPN |
| Dec. 28 | Wasabi Fenway Bowl | Boston, Mass. | SMU vs. Boston College | 11:00 a.m. | ESPN |
| Dec. 28 | Bad Boy Mowers Pinstripe Bowl | New York, N.Y. | Rutgers vs. Miami | 2:15 p.m. | ESPN |
| Dec. 28 | Pop-Tarts Bowl | Orlando, Fla. | NC State vs. Kansas State | 5:45 p.m. | ESPN |
| Dec. 28 | Valero Alamo Bowl | San Antonio, Texas | Arizona vs. Oklahoma | 9:15 p.m. | ESPN |
| Dec. 29 | TaxSlayer Gator Bowl | Jacksonville, Fla. | Clemson vs. Kentucky | 12:00 p.m. | ESPN |
| Dec. 29 | Tony the Tiger Sun Bowl | El Paso, Texas | Oregon State vs. Notre Dame | 2:00 p.m. | CBS |
| Dec. 29 | AutoZone Liberty Bowl | Memphis, Tenn. | Memphis vs. Iowa State | 3:30 p.m. | ESPN |
| Dec. 29 | Goodyear Cotton Bowl Classic | Arlington, Texas | Missouri vs. Ohio State | 8:00 p.m. | ESPN |
| Dec. 30 | Chick-fil-A Peach Bowl | Atlanta, Ga. | Ole Miss vs. Penn State | 12:00 p.m. | ESPN |
| Dec. 30 | TransPerfect Music City Bowl | Nashville, Tenn. | Auburn vs. Maryland | 2:00 p.m. | ABC |
| Dec. 30 | Capital One Orange Bowl | Miami Gardens, Fla. | Georgia vs. Florida State | 4:00 p.m. | ESPN |
| Dec. 30 | Barstool Sports Arizona Bowl | Tucson, Ariz. | Toledo vs. Wyoming | 4:30 p.m. | CW |
| Jan. 1 | ReliaQuest Bowl | Tampa, Fla. | Wisconsin vs. LSU | 12:00 p.m. | ESPN2 |
| Jan. 1 | Cheez-It Citrus Bowl | Orlando, Fla. | Iowa vs. Tennessee | 1:00 p.m. | ABC |
| Jan. 1 | Vrbo Fiesta Bowl | Glendale, Ariz. | Liberty vs. Oregon | 1:00 p.m. | ESPN |
| Jan. 1 | CFP Semifinal at the Rose Bowl Game | Pasadena, Calif. | Alabama vs. Michigan | 5:00 p.m. | ESPN |
| Jan. 1 | CFP Semifinal at the Allstate Sugar Bowl | New Orleans, La. | Texas vs. Washington | 8:45 p.m. | ESPN |
| Jan. 8 | CFP National Championship | Houston, Texas | Semifinal Winner vs. Semifinal Winner | 7:30 p.m. | ESPN |





DREAM. BUILD. LIVE.



Shop our floorplans, see our homes in progress, and tour our communities to start the journey to your new home.

843.417.9575

Let us make it easy for you to find the perfect home.

**QUICK
MOVE-IN
HOMES
AVAILABLE**



D.R. HORTON · EXPRESS · EMERALD · FREEDOM

drhorton.com/myrtlebeach



©2023 D.R. Horton, Inc. D.R. Horton is equal housing opportunity builder. Home and community information, including pricing, included features, terms, availability and amenities are subject to change or prior sale at any time without notice or obligation.



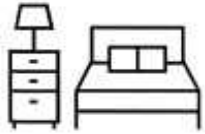
DOWNLOAD. SAVE. TOUCHDOWN!

Get the Fuel Forward™ App
and score additional savings.





MARRIOTT RESORT
MYRTLE BEACH
GRANDE DUNES



405 SPACIOUS
 GUEST
 ROOMS

SOOTHING
 SPA



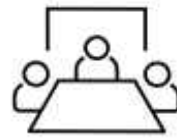
INDOOR &
 OUTDOOR
 POOLS



4 ON-SITE
 DINING
 OUTLETS
 (OPFN SEASONALLY)



11
 UNIQUE
 VENUES



35,650
 SQUARE FEET
 OF EVENT SPACE

24/7
 FITNESS
 CENT



60 
 MILES
 OF BEACH
 KNOWN AS "THE
 GRAND STRAND"

COMPLIMENTARY
**SELF
 PARKING**
 INCLUDED IN THE RESORT FEE

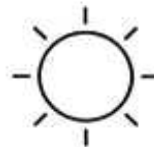


NATIONAL
 GEOGRAPHIC'S
#3 BOARDWALK
 IN THE NATION



PLAY AT
**95+ GOLF
 COURSES**
 IN THE AREA

218
 DAYS OF SUN
 ANNUALLY



9 MILES
 FROM MYRTLE BEACH
 INTERNATIONAL
 AIRPORT



14+ MILLION VISITORS
 ANNUALLY

1,500 LOCAL BARS &
 RESTAURANTS



MARRIOTT MYRTLE BEACH RESORT &
 SPA AT GRANDE DUNES

8400 Costa Verde Drive, Myrtle Beach, SC 29572
 843.449.8880 | MeetAtMyrtleBeach.com

 MyrtleBeachMarriott

 MarriottMyrtle



BOWL SEASON™

A CELEBRATION OF COLLEGE FOOTBALL

OUR MISSION

Bowl Season promotes the game of college football by providing meaningful experiences and life-long memories for players, coaches, fans, universities and communities across the country.

BOWLSEASON.COM | @BOWLSEASON

